

# ATE New Parts ATE Neuteile

**01/2025**



**Brakethrough Technology**

## EN Table of contents

Index of vehicles
Product details
Applications of vehicles
Technical translations

## DE Inhaltsverzeichnis

3	Herstellerverzeichnis
6	Produktdetails
19	Fahrzeugverwendungen
55	Technische Übersetzungen

## ES Índice

3	Índice de vehículos	3
6	Descripción del producto	6
19	Aplicaciones	19
55	Traducciones técnicas	55

## FR Table des matières

Liste des véhicules
Présentation du produit
Applications
Traductions techniques

## IT Sommario

3	Indice autovetture	3
6	Panoramica prodotti	6
19	Applicazioni autoveicoli	19
55	Traduzioni tecniche	55





- EN** Index of vehicles
- DE** Herstellerverzeichnis
- ES** Índice de vehículos
- FR** Liste des véhicules
- IT** Indice autovettura

**ABARTH 20**

PUNTO	20
PUNTO EVO	20

**ALFA ROMEO 20**

MITO (955_)	20
-------------	----

**AUDI 20**

80 B4 Avant (8C5)	20
80 B4 Saloon (8C2)	20
A1 Allstreet (GBH)	20
A1 City Carver (GBH)	21
A1 Sportback (GBA)	21
A4 Allroad B9 (8WH, 8WJ)	21
A4 B5 Avant (8D5)	21
A4 B5 Sedan (8D2)	21
A4 B9 (8W2, 8WC)	22
A4 B9 Avant (8W5, 8WD)	22
A5 (F53, F5P)	23
A5 Convertible (F57, F5E)	23
A5 Sportback (F5A, F5F)	24
A6 Allroad C8 (4AH)	24
A6 C8 (4A2)	24
A6 C8 Avant (4A5)	25
A7 Sportback (4KA)	25
Q2 (GAB, GAG)	26

**CITROËN 26**

BERLINGO (ER_, EC_)	26
BERLINGO Box Body/MPV (K9)	26
C5 AIRCROSS (A_)	26

**CUPRA 26**

ATECA (KH7, KHP, KBP)	26
LEON (KL1, KU1, KUG)	26
LEON Sportstourer (KL8, KU8, KUD)	26

**DACIA 27**

LOGAN III (3K_)	27
SANDERO III	27

**DS 27**

DS 3 / DS 3 CROSSBACK (UR_, UC_, UJ_)	27
DS 4 II (FR_, FB_, F3_)	27
DS 7 (J4_, JC_)	27
DS 7 Crossback (J4_, JR_, JC_)	27
DS 9 (X2_)	27

**FIAT 27**

GRANDE PUNTO Van (199_)	27
PUNTO (188_)	28
PUNTO (199_)	28
PUNTO EVO (199_)	28
PUNTO EVO Hatchback Van (199_)	28
PUNTO Hatchback Van (199_)	28

**FORD 28**

B-MAX (JK)	29
B-MAX Van (JK)	29
C-MAX II (DXA/CB7, DXA/CEU)	29
ECOSPORT	29
FIESTA Saloon	30
FIESTA VI (CB1, CCN)	29
FIESTA VI Van	30
GRAND C-MAX (DXA/CB7, DXA/CEU)	31
KA+ III (UK, FK)	31
KA+ III Saloon (TK, FK)	31
TOURNEO COURIER B460 MPV	31
TRANSIT COURIER B460 Box Body/MPV	31
TRANSIT COURIER B460 MPV	31

**HYUNDAI 31**

ACCENT IV (MC)	31
ACCENT IV Saloon (MC)	31
i10 I (PA)	31
i10 II (BA, IA)	32
i10 III (AC3, AI3)	32
i20 I (PB, PBT)	32
ix20 (JC)	32
ix35 (LM, EL, ELH)	32
ix35 Van	33
TUCSON (NX4E, NX4A)	33

**ISUZU 33**

D-MAX I (TFR, TFS)	33
D-MAX II (TFR, TFS)	34
D-MAX II Platform/Chassis (TFR, TFS)	34
D-MAX I Platform/Chassis (TFR, TFS)	34

**KIA 34**

RIO II (JB)	34
RIO II Saloon (JB)	34
SPORTAGE III (SL)	34
VENGA (YN)	34
VENGA Hatchback Van (YN)	35

**LAND ROVER 35**

DEFENDER Station Wagon (L663)	35
DEFENDER Van (L663)	35
DISCOVERY SPORT (L550)	35
RANGE ROVER EVOQUE (L551)	35

**MAZDA 35**

2 (DE_, DH_)	35
2 Hatchback (DL, DJ)	35

**MERCEDES-BENZ 35**

A-CLASS (W169)	35
B-CLASS Sports Tourer (W245)	36
CLS (C257)	36
E-CLASS (W213)	36
E-CLASS All-Terrain (S213)	37
E-CLASS Convertible (A238)	37
E-CLASS Coupe (C238)	37
E-CLASS T-Model (S213)	37
G-CLASS (W463)	38
G-CLASS Closed Off-Road Vehicle (W464)	38
G-CLASS Platform/Chassis (W464)	38
GLC (X253)	38
GLC Coupe (C253)	38
GLE (V167)	38
GLE Coupe (C167)	38
SPRINTER 3,5-t Platform/Chassis (B907, B910)	38
SPRINTER 3,5-t Tourer Bus (B907)	39
SPRINTER 3,5-t Van (B907, B910)	39
SPRINTER 3-t Platform/Chassis (B910, B907)	39
SPRINTER 3-t Tourer Bus (B907)	39
SPRINTER 4,6-t Bus (B906)	39
SPRINTER 4,6-t Platform/Chassis (B906)	40
SPRINTER 4,6-t Van (B906)	40
SPRINTER 4-t Platform/Chassis (B907, B910)	40
SPRINTER 4-t Tourer Bus (B907)	40
SPRINTER 4-t Van (B907, B910)	40
SPRINTER 5-t Bus (B906)	41
SPRINTER 5-t Platform/Chassis (B906)	41
SPRINTER 5-t Platform/Chassis (B907)	41
SPRINTER 5-t Van (B906)	41
SPRINTER 5-t Van (B907)	42

**MITSUBISHI 42**

ECLIPSE CROSS (GK_, GL_, YA, YB)	42
----------------------------------	----

**NISSAN 42**

MICRA V (K14)	42
---------------	----

**OPEL 42**

AGILA (B) (H08)	42
COMBO Box Body/MPV (K9)	42
COMBO E Tour / Life (K9)	42
CORSA D (S07)	43
CORSA D Hatchback Van (S07)	43
GRANDLAND / GRANDLAND X (A18, P1UO)	43
GRANDLAND X Van	43
MERIVA A MPV (X03)	43

**PEUGEOT 43**

3008 II SUV (MC_, MR_, MJ_, M4_)	44
3008 Van (MR_, MC_, MJ_)	44
308 III (FB_, FH_, FP_, F3_, FM_)	43
308 SW III (FC_, FJ_, FR_, F4_, FN_)	44
408 II (FP_, F3_)	44
5008 II (MC_, MJ_, MR_, M4_)	44
5008 II Van (MC_, MJ_)	45
508 II (FB_, FH_, F3_)	44
508 SW II (FC_, FJ_, F4_)	44
PARTNER Box Body/MPV (K9)	45
RIFTER	45

**RENAULT 45**

CLIO V (B7_)	45
TALIAN	45
TWINGO II (CN0_)	45
TWINGO III (BCM_, BCA_)	45
WIND (E4M_)	45

**SEAT 45**

ARONA (KJ7, KJP)	46
ATECA (KH7, KHP)	46
IBIZA V (KJ1, KJG)	46
LEON (KL1, KLG)	46
LEON Sportstourer (KL8, KLD)	46
TARRACO (KN2)	46

**SKODA 47**

FABIA IV (PJ3)	47
KAMIQ (NW4)	47
KAROQ (NU7, ND7)	47
KODIAQ I (NS6, NS7, NV7)	47
OCTAVIA III (5E3, NL3, NR3)	48
OCTAVIA III Combi (5E5, 5E6)	48
OCTAVIA IV (NX3, NN3, PV3)	48
OCTAVIA IV Combi (NX5, PV5)	48
SCALA (NW1)	49

**SMART 49**

FORTWO Convertible (453)	49
FORTWO Coupe (453)	49

**SUZUKI 49**

CARRY Bus	49
CARRY Platform/Chassis (FD, DA5_T, DA6_T)	49
JIMNY Hardtop (SN)	49
JIMNY Open Off-Road Vehicle (SN)	49
SPLASH (EX)	50
SWIFT III (MZ, EZ)	50
SWIFT IV (FZ, NZ)	50

**TESLA 50**

MODEL 3 (5YJ3)	50
MODEL Y (5YJY)	50





## TOYOTA 50

FORTUNER (_N5_, _N6_)	50
HILUX VIII Pickup (_N1_)	51
HILUX VIII Platform/Chassis (_N1_)	51
HILUX VII Pickup (_N1_, _N2_, _N3_)	51
HILUX VII Platform/Chassis (_N1_, _N2_)	51
PROACE CITY Box Body/MPV (BPZ_)	51
PROACE CITY VERSO MPV (BKY_)	51

## VAUXHALL 51

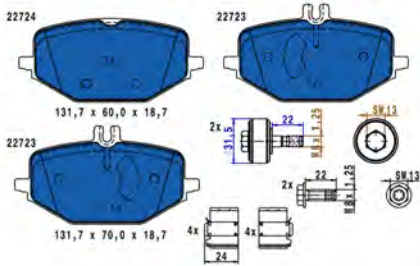
AGILA Mk II (B) (H08)	51
COMBO Mk IV (E) Box Body/MPV (K9)	51
COMBO Mk IV (E) Life (K9)	52
CORSA Mk III (D) (S07)	52
CORSAVAN Mk III (D) Hatchback Van (S07)	52
GRANDLAND X / GRANDLAND (A18)	52
MERIVA A (X03)	52

## VW 52

CADDY CALIFORNIA V Camper (SBB, SBJ)	52
CRAFTER 30-35 Bus (2E_)	53
CRAFTER 30-50 Platform/Chassis (2F_)	53
CRAFTER 30-50 Van (2E_)	53
MULTIVAN T7 (STM, STN)	53
PASSAT B9 Variant (CJ5)	53
POLO VI (AW1, BZ1, AE1)	53
TAIGO (CS1)	54
TAOS (CL1, CP1, CQ1)	54
T-CROSS (C11, D31)	54
T-ROC (A11, D11)	54



- EN** Product details
- DE** Produktdetails
- ES** Descripción del producto
- FR** Présentation du produit
- IT** Panoramica prodotti

**13.0460-2642.2****602642****Brake Pad Set, disc brake**

Height 2 [mm]: 70

Thickness [mm]: 18.7

MAPP code available:

Width [mm]: 131.7

Brake System: TRW

Test Mark: E1 90R-02A0525/0838

Wear Warning Contact: + WE / - WK

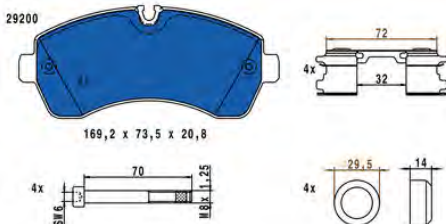
Supplementary Article/Supplementary Info: + Zub

Number of bolts/screws: 4

Height 1 [mm]: 60

Supplementary Article/Info 2: with brake caliper screws

Article number of recommended accessories: 24.8190-0067.2

**MERCEDES-BENZ****13.0460-4725.2****604725****Brake Pad Set, disc brake**

Thickness [mm]: 20.8

MAPP code available:

Width [mm]: 169.2

Height [mm]: 73.5

Brake System: BRE

Test Mark: E9 90R-02A1162/1673

Observe dimensions:

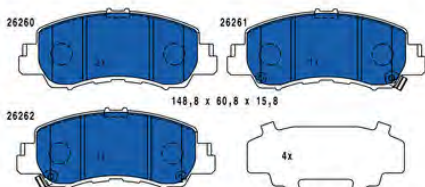
Wear Warning Contact: + WE / - WK

Supplementary Article/Supplementary Info: + Zub

Number of bolts/screws: 4

Supplementary Article/Info 2: with brake caliper screws

Article number of recommended accessories: 24.8190-0424.2

**MERCEDES-BENZ, VW****13.0460-5569.2****605569****Brake Pad Set, disc brake**

Thickness [mm]: 15.8

MAPP code available:

Width [mm]: 148.8

Height [mm]: 60.8

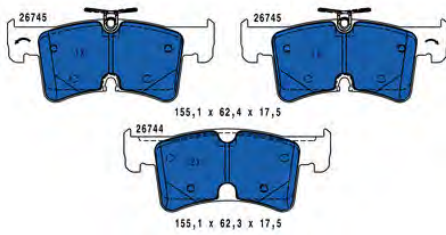
Brake System: ADV

Test Mark: E9 90R-02A1162/5484

Wear Warning Contact: + WK

Supplementary Article/Info 2: with anti-squeak plate

**MINI, MITSUBISHI**

**13.0460-7376.2****607376****Brake Pad Set, disc brake**

Height 2 [mm]: 62.3

Thickness [mm]: 17.5

MAPP code available:

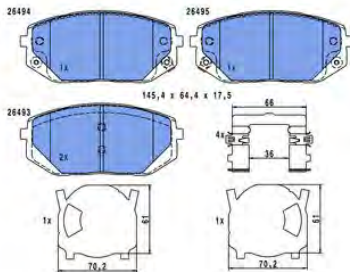
Width [mm]: 155.1

Brake System: ATE

Test Mark: E1 90R-02A0739/2507

Wear Warning Contact: + WE / - WK

Height 1 [mm]: 62.4

**VW****13.0470-5564.2****LD5564****Brake Pad Set, disc brake**

Thickness [mm]: 17.5

MAPP code available:

Width [mm]: 145.4

Height [mm]: 64.4

Brake System: Mobis

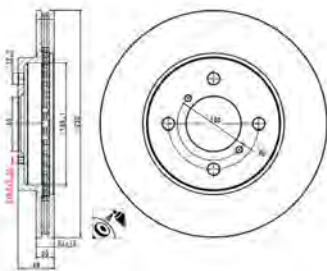
Test Mark: E9 90R-02A1396/5656

Wear Warning Contact: + WK

Supplementary Article/Supplementary Info: + Zub

Supplementary Article/Info 2: with anti-squeak plate

Permissible up to vehicle capacity [kW]: 225

**HYUNDAI****24.0120-0263.1****420263****Brake Disc**

Bolt Hole Circle Ø [mm]: 100

Bore Diameter [mm]: 12.7

Number of Holes: 4

Centering Diameter [mm]: 60

MAPP code available:

Minimum thickness [mm]: 18

Height [mm]: 40

Test Mark: E1 90R-02C0115/1082

Brake Disc Thickness [mm]: 20

Brake Disc Type: Vented

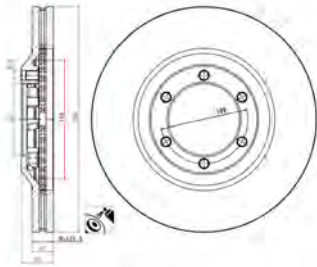
Inner Diameter [mm]: 135.1

Outer Diameter [mm]: 252

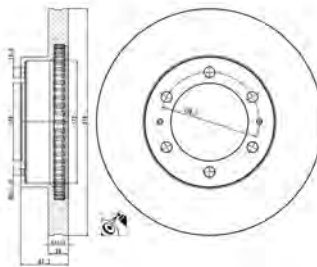
Surface: B

**SUZUKI**

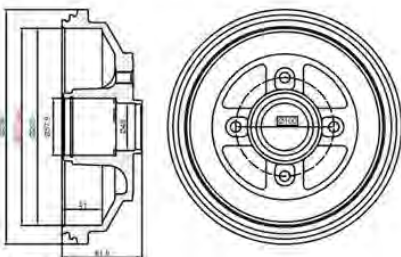


**24.0127-0104.1****427104****Brake Disc**

Bolt Hole Circle Ø [mm]: 109  
 Thread Size: M12x1,25  
 Number of Holes: 6  
 Centering Diameter [mm]: 88  
 MAPP code available:  
 Minimum thickness [mm]: 25.6  
 Height [mm]: 40  
 Test Mark: E1 90R-02C0115/1312  
 Brake Disc Thickness [mm]: 27  
 Brake Disc Type: Vented  
 Inner Diameter [mm]: 148  
 Outer Diameter [mm]: 280  
 Surface: B

**ISUZU****24.0128-0335.1****428335****Brake Disc**

Bolt Hole Circle Ø [mm]: 139.7  
 Bore Diameter [mm]: 14.5  
 Number of Holes: 6  
 Centering Diameter [mm]: 108  
 MAPP code available:  
 Minimum thickness [mm]: 26  
 Height [mm]: 67.2  
 Test Mark: E1 90R-02C0115/1058  
 Brake Disc Thickness [mm]: 28  
 Brake Disc Type: Vented  
 Inner Diameter [mm]: 172  
 Outer Diameter [mm]: 319  
 Surface: B

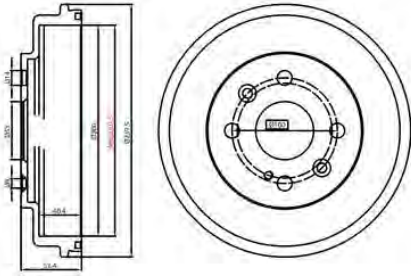
**TOYOTA****24.0220-0049.1****480319****Brake Drum**

Bolt Hole Circle Ø [mm]: 100  
 Thread Size: M12x1,5  
 Number of Holes: 4  
 MAPP code available:  
 Inner brake drum diameter [mm]: 200  
 Outer brake drum diameter [mm]: 238  
 Support plate diameter [mm]: 57.9  
 Max.skimmed drum measure [mm]: 201  
 Inner Brake Drum Height [mm]: 41  
 Total Br. Drum Height [mm]: 81.5  
 Inner Diameter 2 [mm]: 48  
 Supplementary Article/Info 2: - RLG / - ABS Ring

**OPEL, SUZUKI, VAUXHALL**

24.0220-0051.1

480326



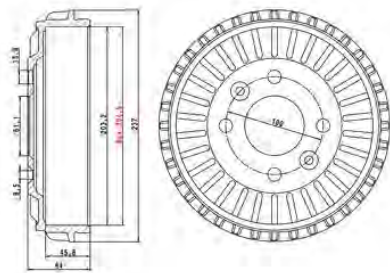
**Brake Drum**

- Bolt Hole Circle Ø [mm]: 100
- Bore Diameter [mm]: 14
- Number of Holes: 4
- MAPP code available:
- Inner brake drum diameter [mm]: 200
- Outer brake drum diameter [mm]: 239.5
- Support plate diameter [mm]: 55
- Test Mark: E1 90R-02D0324/1876
- Max.skimmed drum measure [mm]: 201.5
- Inner Brake Drum Height [mm]: 40.4
- Total Br. Drum Height [mm]: 57.4

**MAZDA**

24.0220-3039.1

480331



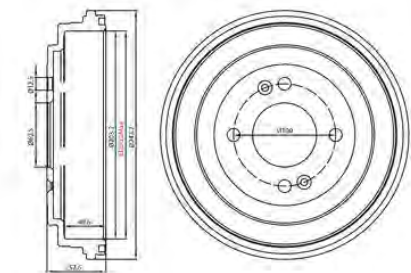
**Brake Drum**

- Bolt Hole Circle Ø [mm]: 100
- Bore Diameter [mm]: 13.8
- Number of Holes: 4
- MAPP code available:
- Inner brake drum diameter [mm]: 203.2
- Outer brake drum diameter [mm]: 237
- Support plate diameter [mm]: 61.1
- Test Mark: E1 90R-02D0324/1876
- Max.skimmed drum measure [mm]: 204.5
- Inner Brake Drum Height [mm]: 45.8
- Total Br. Drum Height [mm]: 64

**DACIA, RENAULT, SMART**

24.0220-3044.1

480332

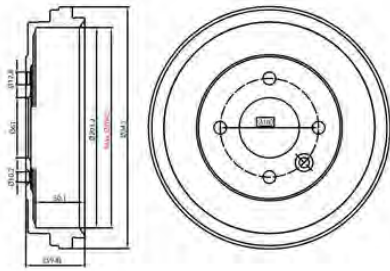


**Brake Drum**

- Bolt Hole Circle Ø [mm]: 100
- Bore Diameter [mm]: 12.5
- Number of Holes: 4
- MAPP code available:
- Inner brake drum diameter [mm]: 203.2
- Outer brake drum diameter [mm]: 243.2
- Support plate diameter [mm]: 62.5
- Test Mark: E1 90R-02D0324/1876
- Max.skimmed drum measure [mm]: 205.2
- Inner Brake Drum Height [mm]: 40.6
- Total Br. Drum Height [mm]: 57.6

**HYUNDAI, KIA**



**24.0220-3049.1****480333****Brake Drum**

Bolt Hole Circle Ø [mm]: 100

Bore Diameter [mm]: 12.8

Number of Holes: 4

MAPP code available:

Inner brake drum diameter [mm]: 203.2

Outer brake drum diameter [mm]: 245

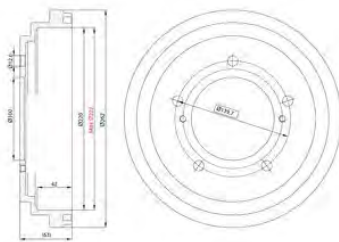
Support plate diameter [mm]: 61

Test Mark: E1 90R-02D0324/1876

Max.skimmed drum measure [mm]: 204.5

Inner Brake Drum Height [mm]: 50.1

Total Br. Drum Height [mm]: 59.8

**NISSAN****24.0222-0004.1****480327****Brake Drum**

Bolt Hole Circle Ø [mm]: 139.7

Bore Diameter [mm]: 12.6

Number of Holes: 5

MAPP code available:

Inner brake drum diameter [mm]: 220

Outer brake drum diameter [mm]: 262

Support plate diameter [mm]: 100

Max.skimmed drum measure [mm]: 222

Inner Brake Drum Height [mm]: 42

Total Br. Drum Height [mm]: 63

**SUZUKI****24.0710-2158.3****360708****Wheel Speed Sensor**

Length [mm]: 960

paired article number: 24.0710-2159.3

MAPP code available:

**HYUNDAI****24.0710-2159.3****360717****Wheel Speed Sensor**

Length [mm]: 970

paired article number: 24.0710-2158.3

MAPP code available:

**HYUNDAI**

24.0710-2160.3

360718



**Wheel Speed Sensor**

Length [mm]: 1035

paired article number: 24.0710-2161.3

MAPP code available:

**HYUNDAI, KIA**

24.0710-2162.3

360719



**Wheel Speed Sensor**

Length [mm]: 1075

paired article number: 24.0710-2163.3

MAPP code available:

**HYUNDAI, KIA**

24.0710-2169.3

360695



**Wheel Speed Sensor**

Length [mm]: 785

MAPP code available:

**TESLA**

24.0710-2170.3

360696



**Wheel Speed Sensor**

Length [mm]: 590

MAPP code available:

**TESLA**

24.0710-2171.3

360700



**Wheel Speed Sensor**

Length [mm]: 643

MAPP code available:

**ABARTH, ALFA ROMEO, FIAT, OPEL, VAUXHALL**



24.0710-2175.3

360702



**Wheel Speed Sensor**

Length [mm]: 1158

MAPP code available:

**LAND ROVER**

24.0710-2176.3

360703



**Wheel Speed Sensor**

Length [mm]: 744

MAPP code available:

**FORD**

24.0710-2177.3

360704



**Wheel Speed Sensor**

Length [mm]: 759

MAPP code available:

**FORD**

24.0710-2178.3

360705



**Wheel Speed Sensor**

Length [mm]: 675

MAPP code available:

**FORD**

24.0710-2179.3

360697



**Wheel Speed Sensor**

Length [mm]: 675

MAPP code available:

**FORD**

24.0710-2180.3

360698



**Wheel Speed Sensor**

Length [mm]: 53.4

MAPP code available:

Supplementary Article/Info 2: without cable

**CITROËN, DS, OPEL, PEUGEOT, TOYOTA, VAUXHALL**

24.0710-2181.3

360706



**Wheel Speed Sensor**

Length [mm]: 38

MAPP code available:

Supplementary Article/Info 2: without cable

**FORD**

24.0710-2192.3

360699



**Wheel Speed Sensor**

Length [mm]: 888

MAPP code available:

**LAND ROVER**

24.0710-2197.3

360707



**Wheel Speed Sensor**

Length [mm]: 62

paired article number: 24.0710-2198.3

MAPP code available:

Supplementary Article/Info 2: without cable

**AUDI, CUPRA, SEAT, SKODA, VW**

24.0710-2199.3

360709



**Wheel Speed Sensor**

Length [mm]: 61.7

paired article number: 24.0710-2200.3

MAPP code available:

Supplementary Article/Info 2: without cable

**AUDI, SEAT, SKODA, VW**

24.0710-2200.3

360710



**Wheel Speed Sensor**

Length [mm]: 61.7

paired article number: 24.0710-2199.3

MAPP code available:

Supplementary Article/Info 2: without cable

**AUDI, SEAT, SKODA, VW**

24.0710-2201.3

360711



**Wheel Speed Sensor**

Length [mm]: 85

MAPP code available:

Supplementary Article/Info 2: without cable

**AUDI, CUPRA, SEAT, SKODA, VW**

24.0710-2202.3

360712



**Wheel Speed Sensor**

Length [mm]: 69.6

MAPP code available:

Supplementary Article/Info 2: without cable

**MERCEDES-BENZ**

24.0710-2203.3

360713



**Wheel Speed Sensor**

Length [mm]: 44

MAPP code available:

Supplementary Article/Info 2: without cable

**MERCEDES-BENZ**

24.0710-2204.3

360714



**Wheel Speed Sensor**

Length [mm]: 72.4

MAPP code available:

Supplementary Article/Info 2: without cable

**MERCEDES-BENZ**

24.0710-2205.3

360715



**Wheel Speed Sensor**

Length [mm]: 685

MAPP code available:

**MERCEDES-BENZ**

24.0710-2206.3

360716



**Wheel Speed Sensor**

Length [mm]: 566

MAPP code available:

**MERCEDES-BENZ**

24.2123-1784.3

011164



**Brake Master Cylinder**

Diameter [mm]: 23.8

Thread Size: M12x1

Number of connectors: 2

Material: Cast Aluminium

MAPP code available:

Brake System: BOS

Supplementary Article/Info 2: without brake fluid reservoir

Length 1 [mm]: 28

Length 2 [mm]: 136

**OPEL, VAUXHALL**

24.3571-1821.5

241611



**Brake Caliper**

Brake Caliper Type:

paired article number: 24.3571-1822.5

MAPP code available:

Brake System: MAN

Piston Diameter [mm]: 57

Exchange Part:

Supplementary Article/Supplementary Info: without holder

**AUDI, SEAT, SKODA, VW**





24.3571-1822.5

241612



**Brake Caliper**

Brake Caliper Type:

paired article number: 24.3571-1821.5

MAPP code available:

Brake System: MAN

Piston Diameter [mm]: 57

Exchange Part:

Supplementary Article/Supplementary Info: without holder

**AUDI, SEAT, SKODA, VW**

24.3727-3611.2

583611



**Cable Pull, parking brake**

Length [mm]: 1292

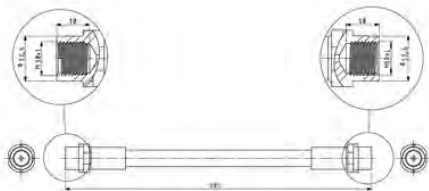
paired article number: 24.3727-3610.2

MAPP code available:

**RENAULT**

24.5201-0160.3

331792



**Brake Hose**

Internal Thread 2 [mm]: M10x1

Length [mm]: 185

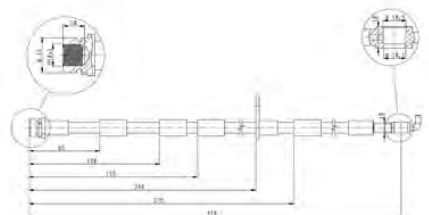
MAPP code available:

Internal Thread 1 [mm]: M10x1

**AUDI**

24.5281-0372.3

331824



**Brake Hose**

Internal Thread [mm]: M10x1

Flange Hole Diameter [mm]: 10

Length [mm]: 410

MAPP code available:

Supplementary Article/Info 2: without banjo bolt

**FORD**

24.6242-1707.5

241629



**Brake Caliper**

Brake Caliper Type: + FSB

Vehicle Equipment: + eFSB

paired article number: 24.6242-1708.5

MAPP code available:

Brake System: TRW

Piston Diameter [mm]: 42

Brake Caliper Colour: red

Exchange Part:

+ EMot

without holder

**AUDI**

24.6242-1708.5

241630



**Brake Caliper**

Brake Caliper Type: + FSB

Vehicle Equipment: + eFSB

paired article number: 24.6242-1707.5

MAPP code available:

Brake System: TRW

Piston Diameter [mm]: 42

Brake Caliper Colour: red

Exchange Part:

+ EMot

without holder

**AUDI**




















**EN** Applications of vehicles


































**DE** Fahrzeugverwendungen















**ES** Aplicaciones

**FR** Applications

**IT** Applicazioni autoveicoli

	kW			 	! #		
<b>ABARTH - PUNTO 03/12→</b>							
 <b>Wheel Speed Sensor</b>							
1.4 1.4 SUPERSPORT	120 132	03/12→ 03/12→	➔		2	24.0710-2171.3 360700	L= 643
<b>ABARTH - PUNTO 07/07→06/10</b>							
 <b>Wheel Speed Sensor</b>							
1.4 1.4 ESSEESSE / SUPERSPORT	114 132	07/07→06/10 05/08→06/10	➔	for vehicles with disc brakes on the rear axle	2	24.0710-2171.3 360700	L= 643
<b>ABARTH - PUNTO EVO 07/08→02/12</b>							
 <b>Wheel Speed Sensor</b>							
1.4	120	10/09→02/12	➔		2	24.0710-2171.3 360700	L= 643
<b>ALFA ROMEO - MITO (95_) 08/08→10/18</b>							
 <b>Wheel Speed Sensor</b>							
0.9 TwinAir	63 - 77	07/11→08/18	➔		2	24.0710-2171.3 360700	L= 643
1.3 MultiJet	59 - 66	08/08→12/15					
1.4	51 - 70	08/08→10/18					
1.4 Bifuel	88	04/16→10/18					
1.4 TB	103	12/13→10/18					
1.4 TJet	88 - 114	08/08→08/13					
1.4 Turbo MultiAir	99 - 120	10/09→10/18					
1.6 JTDM	88	08/08→08/15					
1.3 MultiJet	70	09/09→10/18	➔	10/09→	2	24.0710-2171.3 360700	L= 643
1.4 MultiAir	125	09/09→10/18					
1.4	57	03/11→10/18	➔	05/11→	2	24.0710-2171.3 360700	L= 643
1.4 Bifuel	88	01/09→08/16	➔	07/11→	2	24.0710-2171.3 360700	L= 643
1.4 MultiAir	77	09/09→08/13	➔	08/10→	2	24.0710-2171.3 360700	L= 643
1.6 JTDM	85	08/08→08/15	➔	09/08→	2	24.0710-2171.3 360700	L= 643
<b>AUDI - 80 B4 Avant (8C5) 09/91→01/96</b>							
 <b>Brake Hose</b>							
2.0 E 16V quattro	103	12/92→07/95	➔		2	24.5201-0160.3 331792	L= 185
2.3 E quattro	98	09/91→11/94					
2.8 quattro	128	08/92→07/95					
RS2 quattro	232	03/94→05/95					
S2 quattro	169	02/93→07/95					
2.0 quattro	79	11/93→01/96	➔	→ 12/95	2	24.5201-0160.3 331792	L= 185
2.6 quattro	110	07/92→07/95	➔	08/92→	2	24.5201-0160.3 331792	L= 185
<b>AUDI - 80 B4 Saloon (8C2) 09/91→07/95</b>							
 <b>Brake Hose</b>							
2.0 E 16V quattro	103	04/92→12/94	➔		2	24.5201-0160.3 331792	L= 185
2.0 E quattro	85	09/91→12/94					
2.3 E quattro	98	09/91→12/94					
2.8 quattro	128	09/91→12/94					
S2 quattro	169	02/93→12/94					
2.6 quattro	110	06/92→12/94	➔	08/92→	2	24.5201-0160.3 331792	L= 185
<b>AUDI - A1 Allstreet (GBH) 07/19→</b>							
 <b>Brake Caliper</b>							
25 TFSI	70	07/22→	←	+PR 1ZE / 1ZM / 1ZS / 1ZQ / 1ZR; ☐		24.3571-1821.5 241611	MAN without holder
30 TFSI	81 - 85	07/22→	←	+PR 1ZE / 1ZM / 1ZS / 1ZQ / 1ZR; ☐		24.3571-1822.5 241612	MAN without holder
35 TFSI	110	07/22→					
 <b>Wheel Speed Sensor</b>							
25 TFSI	70	07/22→	←	☐		24.0710-2197.3 360707	L= 62
30 TFSI	81 - 85	07/22→	➔	☐		24.0710-2199.3 360709	L= 61.7
35 TFSI	110	07/22→	➔	☐		24.0710-2200.3 360710	L= 61.7

	kw			 	! #			
<b>AUDI - A1 City Carver (GBH) 07/19→06/22</b>								
 <b>Brake Caliper</b>								
25 TFSI	70	07/19→06/22	←	+PR 1ZE / 1ZM / 1ZS / 1ZQ / 1ZR; 		24.3571-1821.5	241611	MAN without holder
30 TFSI	81 - 85	07/19→06/22	←	+PR 1ZE / 1ZM / 1ZS / 1ZQ / 1ZR; 		24.3571-1822.5	241612	MAN without holder
35 TFSI	110	07/19→06/22						
 <b>Wheel Speed Sensor</b>								
25 TFSI	70	07/19→06/22	←	12/19→; 		24.0710-2197.3	360707	L= 62
30 TFSI	85	07/19→06/22	→	08/20→; 		24.0710-2199.3	360709	L= 61.7
35 TFSI	110	07/19→06/22	→	08/20→; 		24.0710-2200.3	360710	L= 61.7
30 TFSI	81	09/20→06/22	←			24.0710-2197.3	360707	L= 62
			→			24.0710-2199.3	360709	L= 61.7
			→			24.0710-2200.3	360710	L= 61.7
<b>AUDI - A1 Sportback (GBA) 07/18→</b>								
 <b>Brake Caliper</b>								
25 TFSI	70	11/18→	←	+PR 1ZE / 1ZM / 1ZS / 1ZQ / 1ZR; 		24.3571-1821.5	241611	MAN without holder
30 TFSI	81 - 85	07/18→	←	+PR 1ZE / 1ZM / 1ZS / 1ZQ / 1ZR; 		24.3571-1822.5	241612	MAN without holder
35 TFSI	110	09/18→						
40 TFSI	147 - 152	09/18→						
 <b>Wheel Speed Sensor</b>								
25 TFSI	70	11/18→	←	12/19→; 		24.0710-2197.3	360707	L= 62
30 TFSI	85	07/18→	→	08/20→; 		24.0710-2199.3	360709	L= 61.7
35 TFSI	110	09/18→	→	08/20→; 		24.0710-2200.3	360710	L= 61.7
40 TFSI	147	09/18→	→	08/20→; 		24.0710-2200.3	360710	L= 61.7
30 TFSI	81	09/20→	←			24.0710-2197.3	360707	L= 62
40 TFSI	152	04/21→	→			24.0710-2199.3	360709	L= 61.7
			→			24.0710-2200.3	360710	L= 61.7
<b>AUDI - A4 Allroad B9 (8WH, 8WJ) 01/16→</b>								
 <b>Brake Caliper</b>								
3.0 TDI quattro	210	07/18→10/19	→	+PR 1KI; 		24.6242-1707.5	241629	TRW + EMot / without holder + FSB
40 TDI Mild Hybrid quattro	150	09/20→	→	+PR 1KI; 		24.6242-1708.5	241630	TRW + EMot / without holder + FSB
40 TDI quattro	140	01/20→						
45 TDI quattro	170	07/18→						
45 TFSI Mild Hybrid quattro	183 - 195	02/20→						
50 TDI Mild Hybrid quattro	210	08/20→						
50 TDI quattro	210	11/19→						
<b>AUDI - A4 B5 Avant (8D5) 11/94→12/02</b>								
 <b>Brake Hose</b>								
1.8 quattro	85 - 92	07/95→09/01	→	→ 04/01	2	24.5201-0160.3	331792	L= 185
1.8 T quattro	110 - 132	01/96→09/01						
1.9 TDI quattro	81 - 85	09/96→09/01						
2.4 quattro	120	08/97→09/01						
2.6 quattro	110	01/96→09/01						
2.8 quattro	142	10/96→09/01						
2.4 quattro	121	03/97→09/01	→	08/97→ 04/01	2	24.5201-0160.3	331792	L= 185
2.5 TDI quattro	110	09/97→09/01	→	11/97→ 04/01	2	24.5201-0160.3	331792	L= 185
2.8 quattro	140	03/99→09/00	→		2	24.5201-0160.3	331792	L= 185
RS4 quattro	280	05/00→09/01	→	06/00→ 04/01	2	24.5201-0160.3	331792	L= 185
S4 quattro	195	09/97→09/01	→	10/97→ 04/01	2	24.5201-0160.3	331792	L= 185
<b>AUDI - A4 B5 Sedan (8D2) 11/94→12/01</b>								
 <b>Brake Hose</b>								
1.8 quattro	85 - 92	01/95→11/00	→		2	24.5201-0160.3	331792	L= 185
1.8 T quattro	132	12/97→11/00						
1.9 TDI quattro	81 - 85	07/96→11/00						
2.4 quattro	120	08/97→11/00						

	kw			 	! #		
<b>AUDI - A4 B5 Sedan (8D2) 11/94→12/01</b>							
 <b>Brake Hose</b>							
2.6 quattro	110	01/95→11/00	➡		2	24.5201-0160.3 331792	L= 185
2.8 quattro	140	09/99→10/00	➡				
1.8 T quattro	110	01/95→11/00	➡	02/95→	2	24.5201-0160.3 331792	L= 185
2.4 quattro	121	03/97→11/00	➡	08/97→	2	24.5201-0160.3 331792	L= 185
2.5 TDI quattro	110	09/97→11/00	➡	11/97→	2	24.5201-0160.3 331792	L= 185
2.8 quattro	128	01/95→07/97	➡	→ 07/96	2	24.5201-0160.3 331792	L= 185
2.8 quattro	142	10/96→08/01	➡	→ 04/01	2	24.5201-0160.3 331792	L= 185
S4 quattro	195	09/97→09/01	➡	10/97→ 04/01	2	24.5201-0160.3 331792	L= 185
<b>AUDI - A4 B9 (8W2, 8WC) 05/15→</b>							
 <b>Brake Caliper</b>							
1.4 TFSI	110	08/15→11/19	➡	+PR 1KI; 		24.6242-1707.5 241629	TRW + EMot / without holder + FSB
2.0 TDI	90 - 140	05/15→					
2.0 TDI quattro	110 - 140	09/15→11/19	➡	+PR 1KI; 		24.6242-1708.5 241630	TRW + EMot / without holder + FSB
2.0 TFSI	140 - 185	05/15→					
2.0 TFSI Mild Hybrid	185	05/17→11/19					
2.0 TFSI Mild Hybrid quattro	185	05/17→11/19					
2.0 TFSI quattro	183 - 185	05/15→					
3.0 TDI	160	09/15→08/18					
3.0 TDI quattro	160 - 200	05/15→08/18					
30 TDI	90	05/16→11/19					
30 TDI Mild Hybrid	100	07/19→					
35 TDI	110	08/15→11/19					
35 TDI Mild Hybrid	120	03/19→					
35 TFSI Mild Hybrid	110	12/18→11/19					
40 TDI	140	05/15→11/19					
40 TDI Mild Hybrid	150	09/20→					
40 TDI Mild Hybrid quattro	150	05/20→					
40 TDI quattro	140	09/15→11/19					
40 TFSI Mild Hybrid	140 - 150	05/17→					
40 TFSI Mild Hybrid quattro	150	06/20→					
45 TDI quattro	170	07/18→11/19					
45 TFSI Mild Hybrid	180	07/18→11/19					
45 TFSI Mild Hybrid quattro	180 - 195	07/18→					
50 TDI Mild Hybrid quattro	210	08/20→					
50 TDI quattro	210	07/18→11/19					
S4 quattro	260	05/16→11/19					
S4 TDI Mild Hybrid quattro	251 - 255	05/19→					
<b>AUDI - A4 B9 Avant (8W5, 8WD) 08/15→</b>							
 <b>Brake Caliper</b>							
1.4 TFSI	110	02/16→10/19	➡	+PR 1KI; 		24.6242-1707.5 241629	TRW + EMot / without holder + FSB
2.0 TDI	90 - 140	08/15→10/19					
2.0 TDI quattro	110 - 140	10/15→10/19	➡	+PR 1KI; 		24.6242-1708.5 241630	TRW + EMot / without holder + FSB
2.0 TFSI	140 - 185	08/15→					
2.0 TFSI g-tron	125	11/16→10/19					
2.0 TFSI Mild Hybrid	185	05/17→10/19					
2.0 TFSI Mild Hybrid quattro	185	11/18→					
2.0 TFSI quattro	183 - 185	08/15→10/19					
3.0 TDI	160	10/15→08/18					
3.0 TDI quattro	160 - 200	08/15→08/18					
30 TDI	90	10/18→10/19					
30 TDI Mild Hybrid	100	07/19→					
35 TDI	110	10/18→10/19					
35 TDI Mild Hybrid	120	07/19→					
35 TFSI Mild Hybrid	110	12/18→10/19					
40 TDI	140	10/18→05/19					
40 TDI Mild Hybrid	150	09/20→					
40 TDI Mild Hybrid quattro	150	05/20→					

**AUDI - A4 B9 Avant (8W5, 8WD) 08/15→**

**Brake Caliper**

40 TDI quattro	140	10/18→09/20	➡	+PR 1KI;	24.6242-1707.5	241629	TRW + EMot / without holder + FSB
40 TFSI	150	12/20→					
40 TFSI g-tron	125	11/16→10/19					
40 TFSI Mild Hybrid	140 - 150	05/17→	➡	+PR 1KI;	24.6242-1708.5	241630	TRW + EMot / without holder + FSB
40 TFSI Mild Hybrid quattro	150	06/20→					
45 TDI quattro	170	07/18→10/19					
45 TFSI Mild Hybrid	180	07/18→10/19					
45 TFSI Mild Hybrid quattro	180 - 195	07/18→					
50 TDI Mild Hybrid quattro	210	08/20→					
50 TDI quattro	210	07/18→10/19					
S4 quattro	260	05/16→10/19					
S4 TDI Mild Hybrid quattro	251 - 255	05/19→					

**AUDI - A5 (F53, F5P) 06/16→**












**Brake Caliper**

1.4 TFSI	110	11/16→02/20	➡	+PR 1KI;	24.6242-1707.5	241629	TRW + EMot / without holder + FSB
2.0 TDI	110 - 140	07/16→					
2.0 TDI quattro	140	10/16→	➡	+PR 1KI;	24.6242-1708.5	241630	TRW + EMot / without holder + FSB
2.0 TFSI	140 - 185	09/16→					
2.0 TFSI Mild Hybrid	185	05/17→02/20					
2.0 TFSI Mild Hybrid quattro	185	05/17→02/20					
2.0 TFSI quattro	183 - 185	06/16→					
3.0 TDI	160	11/16→08/18					
3.0 TDI quattro	160 - 210	07/16→02/20					
30 TDI Mild Hybrid	100	10/19→					
35 TDI	110 - 120	05/17→					
35 TFSI	110	03/20→					
35 TFSI Mild Hybrid	110	02/19→02/20					
40 TDI	140	06/16→02/20					
40 TDI Mild Hybrid	150	09/20→					
40 TDI Mild Hybrid quattro	150	09/20→					
40 TDI quattro	140	10/16→02/20					
40 TFSI	150	11/20→					
40 TFSI Mild Hybrid	140 - 150	05/17→					
40 TFSI Mild Hybrid quattro	150	07/20→					
45 TDI quattro	170	07/18→02/20					
45 TFSI Mild Hybrid	180	07/18→08/20					
45 TFSI Mild Hybrid quattro	180 - 195	07/18→					
50 TDI Mild Hybrid quattro	210	08/20→					
50 TDI quattro	210	01/17→02/20					
RS5 quattro	331	04/17→					
S5 quattro	260	07/16→					
S5 TDI Mild Hybrid quattro	251 - 255	12/18→					



















**AUDI - A5 Convertible (F57, F5E) 11/16→**




















**Brake Caliper**










2.0 TDI	110 - 140	11/16→12/19	➡	+PR 1KI;	24.6242-1707.5	241629	TRW + EMot / without holder + FSB
2.0 TDI quattro	140	03/17→					
2.0 TFSI	140 - 185	03/17→12/19	➡	+PR 1KI;	24.6242-1708.5	241630	TRW + EMot / without holder + FSB
2.0 TFSI Mild Hybrid	185	05/17→12/19					
2.0 TFSI Mild Hybrid quattro	185	05/17→12/19					
2.0 TFSI quattro	185	11/16→12/19					
3.0 TDI	160	03/17→08/18					
3.0 TDI quattro	160 - 210	11/16→12/19					
30 TDI MILD HYBRID	100	07/18→12/19					
35 TDI	120	10/19→					
35 TFSI Mild Hybrid	110	06/20→					
40 TDI	140	11/16→12/19					
40 TDI Mild Hybrid	150	09/20→					














	kw			 	! #		
<b>AUDI - A5 Convertible (F57, F5E) 11/16→</b>							
 <b>Brake Caliper</b>							
40 TDI Mild Hybrid quattro	150	09/20→	➡	+PR 1KI; <input type="checkbox"/>		24.6242-1707.5 241629	TRW + EMot / without holder + FSB
40 TDI quattro	140	03/17→12/19	➡	+PR 1KI; <input type="checkbox"/>		24.6242-1708.5 241630	TRW + EMot / without holder + FSB
40 TFSI	150	11/20→					
40 TFSI Mild Hybrid	140	05/17→					
40 TFSI Mild Hybrid quattro	150	06/20→					
45 TFSI Mild Hybrid	180	07/18→12/19					
45 TFSI Mild Hybrid quattro	180	07/18→					
50 TDI quattro	195						
S5 quattro	210	11/16→12/19					
	260	03/17→					
<b>AUDI - A5 Sportback (F5A, F5F) 06/16→</b>							
 <b>Brake Caliper</b>							
1.4 TFSI	110	01/17→02/20	➡	+PR 1KI; <input type="checkbox"/>		24.6242-1707.5 241629	TRW + EMot / without holder + FSB
2.0 TDI	100	09/16→	➡	+PR 1KI; <input type="checkbox"/>		24.6242-1708.5 241630	TRW + EMot / without holder + FSB
2.0 TDI quattro	140	10/16→					
2.0 TFSI	110	11/16→					
2.0 TFSI g-tron	140						
2.0 TFSI g-tron	185	11/16→					
2.0 TFSI Mild Hybrid	125	02/17→02/20					
2.0 TFSI Mild Hybrid quattro	185	05/17→02/20					
2.0 TFSI Mild Hybrid quattro	185	05/17→02/20					
2.0 TFSI quattro	183	09/16→					
3.0 TDI	185						
3.0 TDI quattro	160	03/17→08/18					
30 TDI Mild Hybrid	160	09/16→					
35 TDI	210						
35 TDI Mild Hybrid	100	10/19→					
40 TDI	110	01/17→					
40 TDI Mild Hybrid	120						
40 TDI Mild Hybrid quattro	110	08/18→02/20					
40 TDI quattro	140	09/16→02/20					
40 TFSI	150	09/20→					
40 TFSI g-tron	150	09/20→					
40 TFSI Mild Hybrid	125	02/17→					
40 TFSI Mild Hybrid quattro	140	05/17→					
45 TDI quattro	150	06/20→					
45 TFSI Mild Hybrid	170	07/18→02/20					
45 TFSI Mild Hybrid quattro	180	07/18→02/20					
45 TFSI Mild Hybrid quattro	180	02/19→					
50 TDI Mild Hybrid quattro	195						
50 TDI quattro	210	08/20→					
RS5 quattro	210	01/17→02/20					
S5 quattro	331	06/18→					
S5 TDI Mild Hybrid	260	09/16→					
S5 TDI Mild Hybrid quattro	251	12/18→					
	255						
<b>AUDI - A6 Allroad C8 (4AH) 11/18→</b>							
 <b>Brake Caliper</b>							
40 TDI Mild Hybrid quattro	150	09/20→	➡	<input type="checkbox"/>		24.6242-1707.5 241629	TRW + EMot / without holder + FSB
45 TDI Mild Hybrid quattro	180	01/21→	➡	<input type="checkbox"/>		24.6242-1708.5 241630	TRW + EMot / without holder + FSB
55 TDI Mild Hybrid quattro	253	11/20→					
45 TDI Mild Hybrid quattro	170	11/18→	➡	12/19→; <input type="checkbox"/>		24.6242-1707.5 241629	TRW + EMot / without holder + FSB
50 TDI Mild Hybrid quattro	210	11/18→	➡	12/19→; <input type="checkbox"/>		24.6242-1708.5 241630	TRW + EMot / without holder + FSB
55 TDI Mild Hybrid quattro	257	03/19→					
55 TFSI Mild Hybrid quattro	250	11/19→					
<b>AUDI - A6 C8 (4A2) 02/18→</b>							
 <b>Brake Caliper</b>							
30 TDI Mild Hybrid	100	01/19→	➡	12/19→; <input type="checkbox"/>		24.6242-1707.5 241629	TRW + EMot / without holder + FSB
35 TDI Mild Hybrid	120	03/19→					
→							































	kw			 	! #		
<b>AUDI - A6 C8 (4A2) 02/18→</b>							
 <b>Brake Caliper</b>							
40 TDI Mild Hybrid 45 TDI Mild Hybrid quattro 45 TFSI Mild Hybrid 45 TFSI Mild Hybrid quattro 50 TDI Mild Hybrid quattro 50 TFSI e quattro 55 TFSI e quattro 55 TFSI Mild Hybrid quattro S6 TDI Mild Hybrid quattro	150 155 - 170 180 180 210 220 270 250 257	07/18→ 07/18→ 08/18→ 08/18→ 02/18→ 11/19→ 11/19→ 02/18→ 03/19→	➔	12/19→; 		24.6242-1708.5 241630	TRW + EMot / without holder + FSB
40 TDI 40 TDI Mild Hybrid quattro 40 TFSI 45 TDI Mild Hybrid quattro 45 TDI quattro 45 TFSI Mild Hybrid 45 TFSI Mild Hybrid quattro 50 TFSI e quattro 55 TFSI e quattro S6 TDI Mild Hybrid quattro	140 150 150 180 183 195 195 220 270 253	02/19→ 07/18→ 09/20→ 01/21→ 07/19→ 05/20→ 05/20→ 02/21→ 02/21→ 01/21→	➔			24.6242-1707.5 241629	TRW + EMot / without holder + FSB
<b>AUDI - A6 C8 Avant (4A5) 05/18→</b>							
 <b>Brake Caliper</b>							
30 TDI Mild Hybrid 35 TDI Mild Hybrid 40 TDI Mild Hybrid 40 TDI Mild Hybrid quattro 45 TDI Mild Hybrid quattro 45 TDI quattro 45 TFSI Mild Hybrid 45 TFSI Mild Hybrid quattro 50 TDI Mild Hybrid quattro 55 TFSI Mild Hybrid quattro S6 TDI Mild Hybrid quattro	100 120 150 150 155 - 170 183 180 180 210 250 257	01/19→ 03/19→ 05/18→ 07/18→ 05/18→ 07/19→ 08/18→ 08/18→ 05/18→ 05/18→ 03/19→	➔	12/19→; 		24.6242-1707.5 241629	TRW + EMot / without holder + FSB
40 TFSI 40 TFSI Mild Hybrid 45 TDI Mild Hybrid quattro 45 TFSI Mild Hybrid 45 TFSI Mild Hybrid quattro 50 TFSI e quattro 55 TFSI e quattro S6 TDI Mild Hybrid quattro	150 150 180 195 195 220 270 253	09/20→ 01/21→ 01/21→ 05/20→ 05/20→ 02/21→ 04/20→ 11/20→	➔			24.6242-1707.5 241629	TRW + EMot / without holder + FSB
<b>AUDI - A7 Sportback (4KA) 10/17→</b>							
 <b>Brake Caliper</b>							
35 TDI Mild Hybrid 40 TFSI Mild Hybrid 45 TDI Mild Hybrid quattro 45 TFSI Mild Hybrid 45 TFSI Mild Hybrid quattro 50 TFSI e quattro 55 TFSI e quattro S7 TDI Mild Hybrid quattro	120 140 - 150 180 195 195 220 270 253	10/20→ 08/20→ 01/21→ 05/20→ 05/20→ 07/21→ 02/21→ 11/20→	➔			24.6242-1707.5 241629	TRW + EMot / without holder + FSB
40 TDI Mild Hybrid 40 TDI Mild Hybrid quattro 45 TDI Mild Hybrid quattro 45 TDI quattro 45 TFSI Mild Hybrid	150 150 155 - 170 183 180	09/18→ 09/18→ 04/18→ 09/19→ 07/18→	➔	12/19→; 		24.6242-1707.5 241629	TRW + EMot / without holder + FSB
<b>AUDI - A7 Sportback (4KA) 10/17→</b>							
 <b>Brake Caliper</b>							
40 TDI Mild Hybrid 40 TDI Mild Hybrid quattro 45 TDI Mild Hybrid quattro 45 TDI quattro 45 TFSI Mild Hybrid	150 150 155 - 170 183 180	09/18→ 09/18→ 04/18→ 09/19→ 07/18→	➔	12/19→; 		24.6242-1708.5 241630	TRW + EMot / without holder + FSB


















	kw			 	! #		
<b>AUDI - A7 Sportback (4KA) 10/17→</b>							
 <b>Brake Caliper</b>							
45 TFSI Mild hybrid quattro	180	07/18→	➔	12/19→; 		24.6242-1707.5 241629	TRW + EMot / without holder + FSB
50 TDI Mild Hybrid quattro	210	10/17→	➔	12/19→; 		24.6242-1708.5 241630	TRW + EMot / without holder + FSB
50 TFSI e quattro	220	11/19→					
55 TFSI e quattro	270	07/19→					
55 TFSI Mild Hybrid quattro	250	10/17→					
S7 TDI Mild Hybrid quattro	257	03/19→					
<b>AUDI - Q2 (GAB, GAG) 06/16→</b>							
 <b>Wheel Speed Sensor</b>							
1.0 TFSI	85	10/16→10/20	➔	12/19→	2	24.0710-2201.3 360711	L= 85
1.4 TFSI	110	06/16→08/18					
2.0 TDI	110	09/16→					
30 TDI	85	07/18→10/20					
30 TFSI	85	07/18→10/20					
35 TDI	110	09/16→					
35 TFSI	110	07/18→					
30 TDI	85	04/21→	➔		2	24.0710-2201.3 360711	L= 85
30 TFSI	81	08/20→					
<b>CITROËN - BERLINGO (ER_, EC_) 06/18→</b>							
 <b>Wheel Speed Sensor</b>							
1.2 PureTech 110	81	06/18→	➔		2	24.0710-2180.3 360698	L= 53.4
1.2 PureTech 130	96	07/19→					
1.5 BlueHDi 100	75	06/18→					
1.5 BlueHDi 130	96	06/18→					
1.5 BlueHDi 75	56	06/18→					
1.6 BlueHDi 100	73	01/19→					
1.6 HDi 92	68	09/18→					
e-BERLINGO	100	07/21→					
<b>CITROËN - BERLINGO Box Body/MPV (K9) 06/18→</b>							
 <b>Wheel Speed Sensor</b>							
1.5 BlueHDi 100	75	06/18→	➔		2	24.0710-2180.3 360698	L= 53.4
1.5 BlueHDi 130	96	06/18→					
1.5 BlueHDi 130 4x4	96	06/18→					
1.5 BlueHDi 75	55	10/19→					
1.6 BlueHDi 100	73	06/18→04/21					
1.6 BlueHDi 75	55	06/18→04/20					
e-BERLINGO	100	07/21→					
PureTech 110	81	06/18→					
PureTech 130	96	10/19→					
<b>CITROËN - C5 AIRCROSS (A_) 11/18→</b>							
 <b>Wheel Speed Sensor</b>							
1.2 Hybrid 136	100	05/23→	➔		2	24.0710-2180.3 360698	L= 53.4
1.2 PureTech 130	96	11/18→					
1.5 BlueHDi 130	96	11/18→					
1.6 Hybrid 180	133	11/22→					
1.6 Hybrid 225	165	04/20→					
1.6 PureTech 180	133	11/18→					
1.6 THP 150	110	09/19→					
1.6 THP 165	121	05/19→					
2.0 BlueHDi 180	130	11/18→					
<b>CUPRA - ATECA (KH7, KHP, KBP) 09/18→</b>							
 <b>Wheel Speed Sensor</b>							
1.5 TSI	110	07/23→	➔	+PR 0N1	2	24.0710-2201.3 360711	L= 85
<b>CUPRA - LEON (KL1, KU1, KUG) 09/20→</b>							
 <b>Wheel Speed Sensor</b>							
1.5 e-HYBRID	150	07/24→	➔			24.0710-2197.3 360707	L= 62
1.5 eTSI	110	08/22→					
1.5 TSI	110	09/22→					
1.5 VZ e-HYBRID	200	05/24→					
2.0 TDI	110	11/22→					
2.0 TSI	140	09/22→					
<b>CUPRA - LEON Sportstourer (KL8, KU8, KUD) 09/20→</b>							
 <b>Wheel Speed Sensor</b>							
1.5 eTSI	110	09/22→	➔			24.0710-2197.3 360707	L= 62
1.5 TSI	110	09/22→					














	kw					! #		
<b>CUPRA - LEON Sportstourer (KL8, KU8, KUD) 09/20→</b>								
 <b>Wheel Speed Sensor</b>								
2.0 TDI 2.0 TSI e-HYBRID VZ e-HYBRID	110 140 150 200	11/22→ 09/22→ 07/24→ 05/24→	←	☐			24.0710-2197.3 360707	L= 62
<b>DACIA - LOGAN III (3K_) 05/21→</b>								
 <b>Brake Drum</b>								
1.0 SCe 65 1.0 TCe 100 ECO-G 1.0 TCe 90	49 74 67	05/21→ 05/21→ 05/21→	→	+ eFSB			24.0220-3039.1 480331	Ø 237 Inner Brake Drum Height [mm] 45.8 / 204.5
<b>DACIA - SANDERO III 01/21→</b>								
 <b>Brake Drum</b>								
1.0 SCe 65 1.0 TCe 100 1.0 TCe 100 ECO-G 1.0 TCe 110 1.0 TCe 90 1.0 TCe 90 ECO-G	49 74 74 81 67 67	01/21→ 01/21→ 01/21→ 07/22→ 01/21→ 01/21→	→	+ eFSB			24.0220-3039.1 480331	Ø 237 Inner Brake Drum Height [mm] 45.8 / 204.5
<b>DS - DS 3 / DS 3 CROSSBACK (UR_, UC_, UJ_) 10/18→</b>								
 <b>Wheel Speed Sensor</b>								
1.2 PureTech 100 1.2 PureTech 130 1.2 PureTech 155 1.5 BlueHDi 100 1.5 BlueHDi 110 1.5 BlueHDi 130	74 96 115 75 81 96	10/18→ 10/18→ 10/18→12/22 10/18→12/22 01/21→12/22 10/18→	←	→Orga 15791		2	24.0710-2180.3 360698	L= 53.4
<b>DS - DS 4 II (FR_, FB_, F3_) 10/21→</b>								
 <b>Wheel Speed Sensor</b>								
BlueHDi 130 E-TENSE 225 PureTech 130 PureTech 180 PureTech 225	96 165 96 133 165	10/21→ 10/21→ 10/21→ 10/21→ 10/21→	←			2	24.0710-2180.3 360698	L= 53.4
<b>DS - DS 7 (J4_, JC_) 09/22→</b>								
 <b>Wheel Speed Sensor</b>								
BlueHDi 130 E-TENSE 225 E-TENSE 4x4 300 E-TENSE 4x4 360 PureTech 180 PureTech 225	96 165 220 265 133 165	09/22→ 09/22→ 09/22→ 09/22→ 09/22→ 09/22→	←			2	24.0710-2180.3 360698	L= 53.4
<b>DS - DS 7 Crossback (J4_, JR_, JC_) 09/17→</b>								
 <b>Wheel Speed Sensor</b>								
1.5 BlueHDi 130 1.6 PureTech 165 1.6 PureTech 180 1.6 PureTech 225 2.0 BlueHDi 180 2.0 HDi 180 E-TENSE 225 E-TENSE 4x4 PureTech 130	96 121 133 165 130 132 165 221 96	09/17→ 07/18→ 04/18→ 09/17→12/22 09/17→09/20 07/18→ 05/21→ 05/19→ 10/18→09/22	←			2	24.0710-2180.3 360698	L= 53.4
<b>DS - DS 9 (X2_) 09/20→</b>								
 <b>Wheel Speed Sensor</b>								
1.6 E-TENSE 225 1.6 E-TENSE 250 1.6 PureTech 225 E-TENSE 360 4x4	165 184 165 265	09/20→ 08/22→ 09/20→ 06/21→	←			2	24.0710-2180.3 360698	L= 53.4
<b>FIAT - GRANDE PUNTO Van (199_) 10/05→06/13</b>								
 <b>Wheel Speed Sensor</b>								
1.3 JTD Multijet 1.4 1.4 LPG 1.4 Natural Power	55 57 57 57	02/06→06/13 02/06→06/13 03/09→12/12 03/09→12/12	→	→ 01/11; for vehicles with disc brakes on the rear axle		2	24.0710-2171.3 360700	L= 643
1.3 JTD Multijet	66	02/06→08/10	→	for vehicles with disc brakes on the rear axle		2	24.0710-2171.3 360700	L= 643

	kW			 	! #		
<b>FIAT - PUNTO (188_) 09/99→07/12</b>							
 <b>Wheel Speed Sensor</b>							
1.2 Bifuel	44	08/07→03/12	➡	10/09→; Disc Brake	2	24.0710-2171.3 360700	L= 643
<b>FIAT - PUNTO (199_) 06/05→</b>							
 <b>Wheel Speed Sensor</b>							
1.2 1.3 D Multijet 1.4 16V 1.4 LPG 1.4 Natural Power 1.4 T-Jet 1.6 D Multijet 1.9 D Multijet	48 51 - 62 70 57 57 88 88 88	10/05→ 07/08→ 10/05→08/11 12/08→ 07/08→ 09/07→ 07/08→ 10/05→	➡	→ 01/11; for vehicles with disc brakes on the rear axle	2	24.0710-2171.3 360700	L= 643
1.3 D Multijet 1.4 1.4 16V 1.6 1.9 D Multijet	55 - 66 55 66 85 85	10/05→06/13 10/05→07/07 06/09→07/14 02/11→ 06/06→12/09	➡	for vehicles with disc brakes on the rear axle	2	24.0710-2171.3 360700	L= 643
1.3 D Multijet	56	06/09→07/14	➡	10/09→; Disc Brake	2	24.0710-2171.3 360700	L= 643
			➡	→ 01/11; for vehicles with disc brakes on the rear axle	2	24.0710-2171.3 360700	L= 643
1.4	57	06/05→12/15	➡	10/05→ 01/11; for vehicles with disc brakes on the rear axle	2	24.0710-2171.3 360700	L= 643
1.9 D Multijet	96	10/05→	➡	02/06→ 01/11; for vehicles with disc brakes on the rear axle	2	24.0710-2171.3 360700	L= 643
<b>FIAT - PUNTO (199_) 01/12→</b>							
 <b>Wheel Speed Sensor</b>							
0.9 0.9 Bifuel 0.9 Twinair Turbo 1.2 1.3 D Multijet 1.3 JTD Multijet 1.4 1.4 Bifuel 1.4 Multi Air 1.4 Natural Power 1.4 Turbo Multi Air	74 - 77 63 63 49 - 51 55 - 70 66 55 - 57 57 77 57 99	07/13→ 03/12→ 03/12→ 03/12→ 03/12→ 05/18→ 03/12→ 03/12→ 03/12→ 03/12→ 03/12→ 03/12→ 03/12→	➡	Disc Brake	2	24.0710-2171.3 360700	L= 643
<b>FIAT - PUNTO EVO (199_) 07/08→</b>							
 <b>Wheel Speed Sensor</b>							
1.2 1.3 D Multijet 1.4 1.4 16V 1.4 LPG 1.4 Natural Power 1.6 D Multijet 1.4	48 - 51 51 - 70 57 77 - 99 57 57 88 55	10/09→ 07/08→ 10/09→02/12 10/09→02/12 06/09→02/12 10/09→02/12 10/09→02/12 07/09→02/12	➡	Disc Brake	2	24.0710-2171.3 360700	L= 643
			➡	10/09→; Disc Brake	2	24.0710-2171.3 360700	L= 643
<b>FIAT - PUNTO EVO Hatchback Van (199_) 03/09→02/12</b>							
 <b>Wheel Speed Sensor</b>							
1.3 D Multijet 1.4	55 - 70 57	03/09→02/12 03/09→02/12	➡	10/09→; Disc Brake	2	24.0710-2171.3 360700	L= 643
<b>FIAT - PUNTO Hatchback Van (199_) 04/08→</b>							
 <b>Wheel Speed Sensor</b>							
0.9 Twinair Turbo 1.3 D Multijet 1.4 1.4 LPG 1.3 D Multijet 1.3 D Multijet 1.4 Natural Power	63 62 57 57 55 70 57	03/12→ 03/12→ 03/12→ 03/12→ 04/08→ 03/09→ 03/09→	➡	Disc Brake	2	24.0710-2171.3 360700	L= 643
			➡	→ 01/11; for vehicles with disc brakes on the rear axle	2	24.0710-2171.3 360700	L= 643
			➡	10/09→; Disc Brake	2	24.0710-2171.3 360700	L= 643



































	kW			 	! #		
<b>FORD - B-MAX (JK) 10/12→</b>							
 <b>Brake Hose</b>							
1.0 EcoBoost	74 - 103	10/12→	←	☐		24.5281-0372.3 331824	L= 410
1.4	66	10/12→					
1.4 LPG	64 - 66	08/13→					
1.5 TDCi	55 - 70	10/12→					
1.6 TDCi	70	10/12→					
1.6 Ti	77	10/12→					
 <b>Wheel Speed Sensor</b>							
1.0 EcoBoost	74 - 92	10/12→	←	→ 12/12	2	24.0710-2176.3 360703	L= 744
1.4	66	10/12→	←	01/13→	2	24.0710-2177.3 360704	L= 759
1.5 TDCi	55	10/12→					
1.6 TDCi	70	10/12→					
1.6 Ti	77	10/12→					
1.0 EcoBoost	103	02/16→	←		2	24.0710-2177.3 360704	L= 759
1.4 LPG	64 - 66	08/13→					
1.5 TDCi	70	04/15→					
<b>FORD - B-MAX Van (JK) 08/12→</b>							
 <b>Brake Hose</b>							
1.0 EcoBoost	74 - 92	08/12→	←	☐		24.5281-0372.3 331824	L= 410
1.4	66	10/12→					
1.4 LPG	66	10/12→					
1.5 TDCi	55 - 70	10/12→					
1.6 TDCi	70	10/12→					
1.6 Ti	77	10/12→					
 <b>Wheel Speed Sensor</b>							
1.0 EcoBoost	74 - 92	10/12→	←	→ 12/12	2	24.0710-2176.3 360703	L= 744
1.4	66	10/12→	←	01/13→	2	24.0710-2177.3 360704	L= 759
1.4 LPG	66	10/12→					
1.5 TDCi	55	10/12→					
1.6 TDCi	70	10/12→					
1.6 Ti	77	10/12→					
1.0 EcoBoost	88	08/12→	←	10/12→ 12/12	2	24.0710-2176.3 360703	L= 744
			←	01/13→	2	24.0710-2177.3 360704	L= 759
1.5 TDCi	70	04/15→	←		2	24.0710-2177.3 360704	L= 759
<b>FORD - C-MAX II (DXA/CB7, DXA/CEU) 04/10→06/19</b>							
 <b>Wheel Speed Sensor</b>							
1.0 EcoBoost	92	07/18→06/19	→	for vehicles without park assist (parallel parking)	2	24.0710-2181.3 360706	L= 38
<b>FORD - ECOSPORT 09/11→12/22</b>							
 <b>Wheel Speed Sensor</b>							
1.0 EcoBoost	92	10/13→	→	02/14→	2	24.0710-2179.3 360697	L= 675
1.5 TDCi	66	10/13→					
1.5 Ti	82	10/13→					
1.5 Ti-VCT	81	10/13→06/22					
1.0 EcoBoost	103	03/16→	→		2	24.0710-2179.3 360697	L= 675
1.5 EcoBlue TDCi	70	05/15→					
1.5 TDCi	74	05/15→					
1.6 Ti-VCT	90	08/12→					
2.0 4x4	103	08/12→					
<b>FORD - FIESTA VI (CB1, CCN) 06/08→</b>							
 <b>Brake Hose</b>							
1.0	48 - 59	10/12→04/17	←	☐		24.5281-0372.3 331824	L= 410
1.0 EcoBoost	74	01/13→04/17					
1.0 Sport	103	05/14→04/17					
1.5 TDCi	70	05/15→04/17					
1.6	62	03/15→04/17					
1.6 ST	134	03/13→04/17					
1.6 ST200	147	04/16→04/17					
1.0 EcoBoost	92	09/12→04/17	←	10/12→; ☐		24.5281-0372.3 331824	L= 410
1.5 TDCi	55	09/12→04/17					
1.6 Ti	77	09/12→04/17					
→							
















	kw			 	! #		
<b>FORD - FIESTA VI (CB1, CCN) 06/08→</b>							
 <b>Wheel Speed Sensor</b>							
1.0	48 - 59	10/12→04/17	←		2	24.0710-2176.3 360703	L= 744
1.0 EcoBoost	74	01/13→04/17	→	for vehicles with Active City Stop	2	24.0710-2178.3 360705	L= 675
1.0 Sport	103	05/14→04/17	→	for vehicles without Active City Stop	2	24.0710-2179.3 360697	L= 675
1.5 TDCi	70	05/15→04/17					
1.6	62	03/15→04/17					
1.0 EcoBoost	92	09/12→04/17	←	10/12→	2	24.0710-2176.3 360703	L= 744
1.5 TDCi	55	09/12→04/17	→	10/12→; for vehicles with Active City Stop	2	24.0710-2178.3 360705	L= 675
1.6 Ti	77	09/12→04/17	→	10/12→; for vehicles without Active City Stop	2	24.0710-2179.3 360697	L= 675
1.25	44 - 60	06/08→04/17	←	09/08→	2	24.0710-2176.3 360703	L= 744
1.6 TDCi	55 - 66	06/08→12/12	→	09/08→	2	24.0710-2179.3 360697	L= 675
1.6 Ti	88	06/08→01/18					
1.4	71	10/08→04/17	←	→ 10/11	2	24.0710-2176.3 360703	L= 744
			→		2	24.0710-2179.3 360697	L= 675
1.4 LPG	68 - 71	01/09→04/17	←	06/09→	2	24.0710-2176.3 360703	L= 744
			→	06/09→	2	24.0710-2179.3 360697	L= 675
1.4 TDCi	50 - 51	08/08→09/12	←		2	24.0710-2176.3 360703	L= 744
1.6	90	01/11→04/17	→		2	24.0710-2179.3 360697	L= 675
1.6 TDCi	70	02/10→12/15					
1.6 Ti	99	12/10→04/17					
1.6	89	10/10→04/17	←	12/10→	2	24.0710-2176.3 360703	L= 744
			→	12/10→	2	24.0710-2179.3 360697	L= 675
1.6 ST	134	03/13→04/17	←		2	24.0710-2177.3 360704	L= 759
1.6 ST200	147	04/16→04/17					
<b>FORD - FIESTA VI Van 08/08→04/17</b>							
 <b>Brake Hose</b>							
1.0	48 - 59	10/12→04/17	←			24.5281-0372.3 331824	L= 410
1.0 EcoBoost	74 - 103	01/13→04/17					
1.5 TDCi	55 - 70	10/12→04/17					
1.6 ST	134	03/13→04/17					
1.0 EcoBoost	92	09/12→04/17	←	10/12→; 		24.5281-0372.3 331824	L= 410
 <b>Wheel Speed Sensor</b>							
1.0	48 - 59	10/12→04/17	←		2	24.0710-2176.3 360703	L= 744
1.0 EcoBoost	74	01/13→04/17	→	for vehicles with Active City Stop	2	24.0710-2178.3 360705	L= 675
1.5 TDCi	103	05/14→04/17	→	for vehicles without Active City Stop	2	24.0710-2179.3 360697	L= 675
1.5 TDCi	55 - 70	10/12→04/17					
1.0 EcoBoost	92	09/12→04/17	←	10/12→	2	24.0710-2176.3 360703	L= 744
			→	10/12→; for vehicles with Active City Stop	2	24.0710-2178.3 360705	L= 675
			→	10/12→; for vehicles without Active City Stop	2	24.0710-2179.3 360697	L= 675
1.25	44	08/08→12/12	←		2	24.0710-2176.3 360703	L= 744
			→	09/08→	2	24.0710-2179.3 360697	L= 675
1.25	60	01/09→04/17	←		2	24.0710-2176.3 360703	L= 744
1.4	71	10/08→12/12	→		2	24.0710-2179.3 360697	L= 675
1.4 TDCi	50 - 51	01/09→04/17					
1.6 TDCi	66 - 70	01/09→04/17					
1.6 Ti-VCT	88	10/08→12/12					
1.6 ST	134	03/13→04/17	←		2	24.0710-2177.3 360704	L= 759
<b>FORD - FIESTA Saloon 04/10→04/17</b>							
 <b>Brake Hose</b>							
1.6	62	03/15→04/17	←			24.5281-0372.3 331824	L= 410
1.6 Ti	77 - 88	04/10→04/17					
→							
















	kw			 	! #		
<b>FORD - FIESTA Saloon 04/10→04/17</b>							
 <b>Wheel Speed Sensor</b>							
1.4	70	10/10→04/17	←		2	24.0710-2176.3 360703	L= 744
			→		2	24.0710-2179.3 360697	L= 675
1.6	62	03/15→04/17	←		2	24.0710-2176.3 360703	L= 744
1.6 Ti	77 - 88	04/10→04/17	→	for vehicles with Active City Stop	2	24.0710-2178.3 360705	L= 675
			→	for vehicles without Active City Stop	2	24.0710-2179.3 360697	L= 675
1.6	81	09/10→04/17	←	12/10→	2	24.0710-2176.3 360703	L= 744
			→	12/10→	2	24.0710-2179.3 360697	L= 675
<b>FORD - GRAND C-MAX (DXA/CB7, DXA/CEU) 12/10→06/19</b>							
 <b>Wheel Speed Sensor</b>							
1.0 EcoBoost	74 - 92	07/18→06/19	→	for vehicles without park assist (parallel parking)	2	24.0710-2181.3 360706	L= 38
<b>FORD - KA+ III (UK, FK) 08/14→</b>							
 <b>Wheel Speed Sensor</b>							
1.2	51	06/16→	←		2	24.0710-2176.3 360703	L= 744
1.2 Ti-VCT	63	06/16→	→		2	24.0710-2179.3 360697	L= 675
<b>FORD - KA+ III Saloon (TK, FK) 08/14→</b>							
 <b>Wheel Speed Sensor</b>							
1.2	63	06/16→	←		2	24.0710-2176.3 360703	L= 744
			→		2	24.0710-2179.3 360697	L= 675
<b>FORD - TOURNEO COURIER B460 MPV 02/14→</b>							
 <b>Wheel Speed Sensor</b>							
1.0 EcoBoost	74	02/14→12/23	←		2	24.0710-2177.3 360704	L= 759
1.5 EcoBlue	74	04/18→12/23					
1.5 TDCi	55 - 70	02/14→12/23					
1.6 TDCi	70	02/14→12/23					
<b>FORD - TRANSIT COURIER B460 Box Body/MPV 02/14→</b>							
 <b>Wheel Speed Sensor</b>							
1.0 EcoBoost	74	02/14→12/23	←		2	24.0710-2177.3 360704	L= 759
1.5 EcoBlue	74	04/18→12/23					
1.5 TDCi	55 - 70	02/14→12/23					
1.6 TDCi	70	02/14→12/23					
<b>FORD - TRANSIT COURIER B460 MPV 02/14→</b>							
 <b>Wheel Speed Sensor</b>							
1.0 EcoBoost	74	02/14→12/23	←		2	24.0710-2177.3 360704	L= 759
1.5 EcoBlue	74	04/18→12/23					
1.5 TDCi	55 - 70	02/14→12/23					
1.6 TDCi	70	02/14→12/23					
<b>HYUNDAI - ACCENT IV (MC) 08/05→12/10</b>							
 <b>Brake Drum</b>							
1.4 GL	71	11/05→11/10	→	- ABS		24.0220-3044.1 480332	Ø 243.2 Inner Brake Drum Height [mm] 40.6 / 205.2
1.5 CRDi GLS	81	11/05→11/10					
1.6 GLS	82	11/05→11/10					
<b>HYUNDAI - ACCENT IV Saloon (MC) 11/05→12/12</b>							
 <b>Brake Drum</b>							
1.4 GL	71	11/05→11/10	→	- ABS		24.0220-3044.1 480332	Ø 243.2 Inner Brake Drum Height [mm] 40.6 / 205.2
1.5 CRDi GLS	81	11/05→11/10					
1.6 GLS	82	11/05→11/10					
<b>HYUNDAI - i10 I (PA) 10/07→05/18</b>							
 <b>Brake Drum</b>							
1.0	51	01/11→12/13	→			24.0220-3044.1 480332	Ø 243.2 Inner Brake Drum Height [mm] 40.6 / 205.2
1.1	51	04/11→12/13					
1.1 LPG	48	01/09→12/13					
1.2	63 - 64	01/11→05/18					
→							












	kw					! #		
<b>HYUNDAI - i10 I (PA) 10/07→05/18</b>								
 <b>Brake Drum</b>								
1.2 LPG	57	01/10→12/13	→				24.0220-3044.1 480332	Ø 243.2 Inner Brake Drum Height [mm] 40.6 / 205.2
1.1	48 - 50	12/07→12/13	→	09/10→			24.0220-3044.1 480332	Ø 243.2 Inner Brake Drum Height [mm] 40.6 / 205.2
1.1 CRDi	55	01/08→12/11						
1.2	55 - 57	10/08→12/11						
1.1 LPG	51	04/11→12/13	→	→ 11/13			24.0220-3044.1 480332	Ø 243.2 Inner Brake Drum Height [mm] 40.6 / 205.2
<b>HYUNDAI - i10 II (BA, IA) 08/13→12/21</b>								
 <b>Brake Drum</b>								
1.0	49	08/13→12/19	→				24.0220-3044.1 480332	Ø 243.2 Inner Brake Drum Height [mm] 40.6 / 205.2
1.0 LPG	49 - 51	02/14→12/19						
1.2	64	12/13→12/19						
<b>HYUNDAI - i10 III (AC3, AI3) 09/19→</b>								
 <b>Brake Drum</b>								
1.0 MPi	46 - 49	09/19→	→				24.0220-3044.1 480332	Ø 243.2 Inner Brake Drum Height [mm] 40.6 / 205.2
1.0 T-GDi	66 - 74	02/20→						
1.2 MPi	58 - 62	09/19→						
<b>HYUNDAI - i20 I (PB, PBT) 08/08→12/15</b>								
 <b>Brake Drum</b>								
1.1 CRDi	55	03/12→12/15	→	→ 12/14; - ESP			24.0220-3044.1 480332	Ø 243.2 Inner Brake Drum Height [mm] 40.6 / 205.2
1.2	63	03/12→12/15						
1.2	56 - 62	08/08→08/14	→	- ESP			24.0220-3044.1 480332	Ø 243.2 Inner Brake Drum Height [mm] 40.6 / 205.2
1.2 LPG	60	01/09→08/14						
1.6	91	12/08→08/14						
<b>HYUNDAI - ix20 (JC) 11/10→07/19</b>								
 <b>Wheel Speed Sensor</b>								
1.4	66 - 74	11/10→07/19	←	☐			24.0710-2162.3 360719	L= 1075
1.4 CRDi	57 - 66	11/10→07/19						
1.4 LPG	66	11/10→07/19						
1.6	92	11/10→07/19						
1.6 CRDi	85 - 94	06/11→07/19						
1.6 LPG	92	11/10→07/19						
<b>HYUNDAI - ix35 (LM, EL, ELH) 08/09→10/16</b>								
 <b>Wheel Speed Sensor</b>								
1.6	99	11/10→12/15	←	☐			24.0710-2158.3 360708	L= 960
1.7 CRDi	85	11/10→12/15	←	☐			24.0710-2159.3 360717	L= 970
2.0	122	01/10→12/15	←	☐				
2.0 CRDi	130 - 135	08/09→12/15	→	☐			24.0710-2160.3 360718	L= 1035
2.0 CVVT	110	08/09→07/13						
2.0 CVVT AWD	110	08/09→07/13						
2.0	113	08/13→12/15	←	☐			24.0710-2158.3 360708	L= 960
2.0 4WD	113	09/14→12/15	←	☐			24.0710-2159.3 360717	L= 970
2.0 CVVT	110	08/13→12/15	←	☐				
2.0 CVVT 4WD	110	08/13→12/15	→	☐	Vehicle Production Country Czech Republic; for vehicles without park assist (parallel parking); ☐		24.0710-2160.3 360718	L= 1035
2.0	120	01/10→07/13	←	☐	04/10→; ☐		24.0710-2158.3 360708	L= 960
			←	☐	04/10→; ☐		24.0710-2159.3 360717	L= 970
			→	☐	04/10→; for vehicles without park assist (parallel parking); ☐		24.0710-2160.3 360718	L= 1035
2.0 4WD	120	01/10→12/15	←	☐	04/10→ 07/13; ☐		24.0710-2158.3 360708	L= 960
			←	☐	04/10→ 07/13; ☐		24.0710-2159.3 360717	L= 970
2.0 CRDi	100	01/10→12/15	←	☐	04/10→; ☐		24.0710-2158.3 360708	L= 960
			←	☐	04/10→; ☐		24.0710-2159.3 360717	L= 970
			→	☐	04/10→; ☐		24.0710-2160.3 360718	L= 1035
→								































	kw					! #		
<b>HYUNDAI - ix35 (LM, EL, ELH) 08/09→10/16</b>								
 <b>Wheel Speed Sensor</b>								
2.0 CRDi 4WD	100 - 135	01/10→12/15	←	04/10→; 		24.0710-2158.3	360708	L= 960
			←	04/10→; 		24.0710-2159.3	360717	L= 970
2.0 CRDi 4WD	130	01/11→12/15	←	01/12→; 		24.0710-2158.3	360708	L= 960
			←	01/12→; 		24.0710-2159.3	360717	L= 970
2.0 CVVT 4WD	122	08/09→12/15	←	→ 07/13; 		24.0710-2158.3	360708	L= 960
			←	→ 07/13; 		24.0710-2159.3	360717	L= 970
			→	→ 07/13; 		24.0710-2160.3	360718	L= 1035
2.0 GDi	122	08/13→12/15	←			24.0710-2158.3	360708	L= 960
			←			24.0710-2159.3	360717	L= 970
			→	for vehicles without park assist (parallel parking); 		24.0710-2160.3	360718	L= 1035
2.0 GDi 4WD	122	08/13→12/15	←			24.0710-2158.3	360708	L= 960
2.4 4WD	129 - 130	01/10→12/15	←			24.0710-2159.3	360717	L= 970
2.4 DCVVT-I 4WD	128	07/10→12/13						
<b>HYUNDAI - ix35 Van 08/09→12/15</b>								
 <b>Wheel Speed Sensor</b>								
CRDi	85	09/10→12/15	←	11/10→; 		24.0710-2158.3	360708	L= 960
			←	11/10→; 		24.0710-2159.3	360717	L= 970
			→	11/10→; 		24.0710-2160.3	360718	L= 1035
CRDi	100	08/09→12/15	←	04/10→; 		24.0710-2158.3	360708	L= 960
			←	04/10→; 		24.0710-2159.3	360717	L= 970
			→	04/10→; 		24.0710-2160.3	360718	L= 1035
CRDi 4WD	100	08/09→12/15	←	04/10→; 		24.0710-2158.3	360708	L= 960
			←	04/10→; 		24.0710-2159.3	360717	L= 970
GDi	99	05/15→12/15	←			24.0710-2158.3	360708	L= 960
			←			24.0710-2159.3	360717	L= 970
			→			24.0710-2160.3	360718	L= 1035
<b>HYUNDAI - TUCSON (NX4E, NX4A) 10/20→</b>								
 <b>Brake Pad Set, disc brake</b>								
1.6 CRDi	85	11/20→	←			13.0470-5564.2	LD5564	Mobis + WK + Zub Ceramic
1.6 CRDi Hybrid 48V	100	11/20→						
1.6 CRDi Hybrid 48V HTRAC	100	11/20→						
1.6 T-GDi	110 - 132	05/21→						
1.6 T-GDi HTRAC	110	01/22→						
1.6 T-GDi HTRAC	132	01/21→						
1.6 T-GDi Hybrid	169	11/20→						
1.6 T-GDi Hybrid 48V	110 - 132	11/20→						
1.6 T-GDi Hybrid 48V HTRAC	132	11/20→						
1.6 T-GDi Hybrid HTRAC	169	11/20→						
1.6 T-GDi Plug-in-Hybrid HTRAC	195	05/21→						
1.6 CRDi	100	11/20→	←	→ 08/22		13.0470-5564.2	LD5564	Mobis + WK + Zub Ceramic
1.6 CRDi HTRAC	100	11/20→						
2.0 MPI	110	01/21→						
2.0 MPI HTRAC	110	01/21→						
2.5 GDi HTRAC	140	01/21→						
<b>ISUZU - D-MAX I (TFR, TFS) 05/02→12/12</b>								
 <b>Brake Disc</b>								
2.5	56	10/06→10/12	←			24.0127-0104.1	427104	Ø 280 Brake Disc Thickness [mm] 27 Minimum thickness [mm] 25.6 Vented
3.0 D 4WD	88	06/03→10/04						
3.0 DiTD 4x4	100	06/03→12/12						
2.5 DiTD	74	10/02→06/12	←	01/06→		24.0127-0104.1	427104	Ø 280 Brake Disc Thickness [mm] 27 Minimum thickness [mm] 25.6 Vented
2.5 DiTD	85 - 100	10/06→06/12	←	→ 05/12		24.0127-0104.1	427104	Ø 280 Brake Disc Thickness [mm] 27 Minimum thickness [mm] 25.6 Vented
2.5 DiTD 4x4	85 - 100	10/06→06/12						
→								
















	kw			 	! #		
<b>ISUZU - D-MAX I (TFR, TFS) 05/02→12/12</b>							
 <b>Brake Disc</b>							
3.0 DiTD 3.0 DiTD 4x4	120 120	01/07→06/12 01/07→06/12	←	→ 05/12		24.0127-0104.1 427104	Ø 280 Brake Disc Thickness [mm] 27 Minimum thickness [mm] 25.6 Vented
<b>ISUZU - D-MAX I Platform/Chassis (TFR, TFS) 10/06→10/12</b>							
 <b>Brake Disc</b>							
2.5 DiTD 2.5 DiTD 4x4	100 100	10/06→06/12 10/06→10/12	←			24.0127-0104.1 427104	Ø 280 Brake Disc Thickness [mm] 27 Minimum thickness [mm] 25.6 Vented
3.0 D 4x4	120	01/07→06/12	←	→ 05/12		24.0127-0104.1 427104	Ø 280 Brake Disc Thickness [mm] 27 Minimum thickness [mm] 25.6 Vented
<b>ISUZU - D-MAX II (TFR, TFS) 06/12→</b>							
 <b>Brake Disc</b>							
2.5 CRDi 2.5 CRDi 4x4	58 - 120 80 - 100	06/12→ 06/12→	←	10/15→; for vehicles with Single Cab		24.0127-0104.1 427104	Ø 280 Brake Disc Thickness [mm] 27 Minimum thickness [mm] 25.6 Vented
<b>ISUZU - D-MAX II Platform/Chassis (TFR, TFS) 06/12→</b>							
 <b>Brake Disc</b>							
2.5 CRDi	120	06/12→	←	10/15→; for vehicles with Single Cab		24.0127-0104.1 427104	Ø 280 Brake Disc Thickness [mm] 27 Minimum thickness [mm] 25.6 Vented
<b>KIA - RIO II (JB) 03/05→12/11</b>							
 <b>Brake Drum</b>							
1.4	55	01/10→12/11	→			24.0220-3044.1 480332	Ø 243.2 Inner Brake Drum Height [mm] 40.6 / 205.2
1.4 16V	71	03/05→12/11	→	→ 08/11; - ABS		24.0220-3044.1 480332	Ø 243.2 Inner Brake Drum Height [mm] 40.6 / 205.2
1.5 CRDi 1.6 CVVT	65 - 81 82	03/05→12/11 03/05→12/11	→	→ 08/11		24.0220-3044.1 480332	Ø 243.2 Inner Brake Drum Height [mm] 40.6 / 205.2
<b>KIA - RIO II Saloon (JB) 03/05→12/11</b>							
 <b>Brake Drum</b>							
1.4 16V 1.5 CRDi 1.6 16V	71 65 - 81 82	03/05→12/11 03/05→12/11 03/05→12/11	→	→ 08/11; - ABS		24.0220-3044.1 480332	Ø 243.2 Inner Brake Drum Height [mm] 40.6 / 205.2
<b>KIA - SPORTAGE III (SL) 09/09→07/17</b>							
 <b>Wheel Speed Sensor</b>							
1.6 GDI 2.0 CRDi 2.0 CVVT 2.0 GDI 2.4 i AWD	99 100 - 135 110 - 122 122 - 194 130	06/10→12/15 07/10→12/15 06/10→12/15 09/13→12/15 08/10→12/15	→			24.0710-2160.3 360718	L= 1035
1.6 LPG 1.7 CRDi	99 85	01/14→12/15 12/10→12/15	→	for vehicles without park assist (parallel parking); ☐		24.0710-2160.3 360718	L= 1035
2.0 CVVT	113	11/14→12/15	→	for vehicles without park assist (parallel parking); Vehicle Production Country Slovakia; ☐		24.0710-2160.3 360718	L= 1035
2.0 CVVT Flex	131	02/12→12/16	→	→ 12/15; ☐		24.0710-2160.3 360718	L= 1035
<b>KIA - VENGA (YN) 02/10→03/19</b>							
 <b>Wheel Speed Sensor</b>							
1.4 CRDi 75 1.4 CRDi 90 1.4 CVVT 1.4 LPG 1.6 CRDi 115 1.6 CRDi 128 1.6 CVVT	55 - 57 66 66 66 85 94 92	02/10→03/19 02/10→03/19 02/10→03/19 02/10→03/19 02/10→03/19 02/10→03/19 02/10→03/19	←			24.0710-2162.3 360719	L= 1075















	kW					! #		
<b>KIA - VENGA Hatchback Van (YN) 02/10→</b>								
 <b>Wheel Speed Sensor</b>								
CRDi	57 - 66	04/15→	←	☐			24.0710-2162.3 360719	L= 1075
CVVT	66 - 92	02/15→						
<b>LAND ROVER - DEFENDER Station Wagon (L663) 09/19→</b>								
 <b>Wheel Speed Sensor</b>								
D200 MHEV 4x4	147	09/19→	←		for brake disc diameter [mm]: 349 / 363; Brake Size: 19" / 18"	2	24.0710-2175.3 360702	L= 1158
D200 SD4 4x4	147	09/19→						
D240 SD4 4x4	177	09/19→						
D250 MHEV 4x4	183	09/20→						
D300 MHEV 4x4	221	09/20→						
P300 Si4 4x4	221	09/19→						
P400e Hybrid 4x4	297	09/20→						
P400 I6 MHEV 4x4	294	09/19→						
P300 MHEV 4x4	221	05/22→	←		Brake Size: 18" / 19"; for brake disc diameter [mm]: 349 / 363	2	24.0710-2175.3 360702	L= 1158
P525 4x4	386	05/21→	←		→ P2999999	2	24.0710-2175.3 360702	L= 1158
<b>LAND ROVER - DEFENDER Van (L663) 02/20→</b>								
 <b>Wheel Speed Sensor</b>								
2.0 D200 SD4 4x4	147	02/20→	←		for brake disc diameter [mm]: 349 / 363; Brake Size: 19" / 18"	2	24.0710-2175.3 360702	L= 1158
2.0 D240 SD4 4x4	177	02/20→						
2.0 P300 Si4 4x4	221	02/20→						
2.0 P400e Hybrid 4x4	297	09/20→						
3.0 D200 MHEV 4x4	147	09/20→						
3.0 D250 MHEV 4x4	183	09/20→						
3.0 D300 MHEV 4x4	221	09/20→						
3.0 P400 I6 MHEV 4x4	294	02/20→						
<b>LAND ROVER - DISCOVERY SPORT (L550) 09/14→</b>								
 <b>Wheel Speed Sensor</b>								
1.5 P300e Hybrid 4x4	227	02/20→	→		→ LH999999	2	24.0710-2192.3 360699	L= 888
<b>LAND ROVER - RANGE ROVER EVOQUE (L551) 12/18→</b>								
 <b>Wheel Speed Sensor</b>								
1.5 P300e Hybrid 4x4	227	02/20→	→		→ LH999999	2	24.0710-2192.3 360699	L= 888
<b>MAZDA - 2 (DE_, DH_) 07/07→06/15</b>								
 <b>Brake Drum</b>								
1.3	55 - 63	10/07→06/15	→				24.0220-0051.1 480326	Ø 239.5 Inner Brake Drum Height [mm] 40.4 / 201.5
1.3 BiFuel	55 - 62	05/11→11/14						
1.3 MZR	62	01/10→06/15						
1.4 MZR-CD	50	01/08→06/15						
1.5	76 - 83	07/07→06/15						
1.5 MZR	75	06/11→06/15						
1.6 MZ-CD	70	06/11→06/15						
1.6 MZ-CD	66	10/08→06/15	→		→ 12/14		24.0220-0051.1 480326	Ø 239.5 Inner Brake Drum Height [mm] 40.4 / 201.5
<b>MAZDA - 2 Hatchback (DL, DJ) 08/14→</b>								
 <b>Brake Drum</b>								
1.5	55	08/14→11/17	→		11/14→; for left-hand drive vehicles		24.0220-0051.1 480326	Ø 239.5 Inner Brake Drum Height [mm] 40.4 / 201.5
1.5 SKYACTIV-G	66 - 85	08/14→						
1.5	79	11/14→	→		for left-hand drive vehicles		24.0220-0051.1 480326	Ø 239.5 Inner Brake Drum Height [mm] 40.4 / 201.5
1.5 D	77	08/14→02/18	→		11/14→		24.0220-0051.1 480326	Ø 239.5 Inner Brake Drum Height [mm] 40.4 / 201.5
1.5 E-SKYACTIV G	85	10/21→	→				24.0220-0051.1 480326	Ø 239.5 Inner Brake Drum Height [mm] 40.4 / 201.5
1.5 SKYACTIV-G M Hybrid	55	08/19→						
<b>MERCEDES-BENZ - A-CLASS (W169) 04/04→06/12</b>								
 <b>Wheel Speed Sensor</b>								
A 150	70	09/04→06/12	←		→ 05/12	2	24.0710-2205.3 360715	L= 685
A 160	70	04/09→06/12						
A 160 CDI	60	09/04→06/12	→		→ 05/12	2	24.0710-2206.3 360716	L= 566
A 170	85	09/04→06/12						

	kW			 	! #		
<b>MERCEDES-BENZ - A-CLASS (W169) 04/04→06/12</b>							
 <b>Wheel Speed Sensor</b>							
A 180	85	04/09→06/12	←	→ 05/12	2	24.0710-2205.3 360715	L= 685
A 180 CDI	80	09/04→06/12	→	→ 05/12	2	24.0710-2206.3 360716	L= 566
A 200	100	09/04→06/12					
A 200 CDI	100 - 103	09/04→06/12					
A 200 TURBO E-CELL	142 50	09/05→06/12 12/10→06/12					
<b>MERCEDES-BENZ - B-CLASS Sports Tourer (W245) 03/05→11/11</b>							
 <b>Wheel Speed Sensor</b>							
B 150	70	03/05→11/11	←	→ 04/11	2	24.0710-2205.3 360715	L= 685
B 160	70	04/09→11/11	→	→ 04/11	2	24.0710-2206.3 360716	L= 566
B 170	85	03/05→11/11					
B 180	85	04/09→11/11					
B 180 CDI	80	03/05→11/11					
B 200	100	03/05→11/11					
B 200 CDI	100 - 103	03/05→11/11					
B 200 TURBO	142	03/05→11/11					
B 170 NGT	85	04/08→11/11	←	→ 04/09	2	24.0710-2205.3 360715	L= 685
			→	→ 04/09	2	24.0710-2206.3 360716	L= 566
B 180 NGT	85	04/08→11/11	←	04/09→ 04/11	2	24.0710-2205.3 360715	L= 685
			→	04/09→ 04/11	2	24.0710-2206.3 360716	L= 566
<b>MERCEDES-BENZ - CLS (C257) 12/17→</b>							
 <b>Wheel Speed Sensor</b>							
CLS 220 d	143	06/18→	←		2	24.0710-2202.3 360712	L= 69.6
CLS 300 d	180	04/18→					
CLS 300 d 4-matic	195	04/21→					
CLS 350 d	210	08/18→					
CLS 350 d 4-matic	183 - 210	12/17→					
CLS 350 EQ Boost	220	08/18→					
CLS 350 EQ Boost 4-matic	220	08/18→					
CLS 400 d 4-matic	243 - 250	12/17→					
CLS 450 EQ Boost 4-matic	270	12/17→					
<b>MERCEDES-BENZ - E-CLASS (W213) 01/16→</b>							
 <b>Wheel Speed Sensor</b>							
AMG E 63 4-matic+	420	01/17→11/21	←		2	24.0710-2202.3 360712	L= 69.6
AMG E 63 S 4-matic+	450	01/17→10/23					
E 180	115	01/17→10/23					
E 200	135 - 145	01/16→10/23					
E 200 4-matic	135	07/16→06/19					
E 200 d	110 - 118	07/16→08/23					
E 200 EQ Boost	145	06/19→10/23					
E 200 EQ Boost 4-matic	145	06/19→10/23					
E 220 d	120 - 147	01/16→10/23					
E 220 d 4-matic	120 - 147	10/16→10/23					
E 250	155	07/16→10/23					
E 300	180 - 190	07/16→10/23					
E 300 4-matic	180	09/16→06/20					
E 300 d	180	12/17→06/20					
E 300 d 4-matic	195	01/21→10/23					
E 300 de	225	10/18→10/23					
E 300 de 4-matic	225	06/20→08/23					
E 300 e	235	11/18→10/23					
E 300 e 4-matic	235	07/20→10/23					
E 300 EQ Boost	190	06/19→10/23					
E 350 d	190 - 210	01/16→06/20					
E 350 d 4-matic	190	06/17→05/18					
E 350 e	210 - 235	07/16→06/19					
E 350 EQ Boost	220	08/18→10/23					
E 400 4-matic	245	06/16→05/18					
E 400 d	250	12/18→06/20					
E 400 d 4-matic	243 - 250	04/18→10/23					
E 450 4-matic	270	08/18→06/20					
E 450 EQ Boost 4-matic	270	07/20→10/23					














	kW			 	! #		
<b>MERCEDES-BENZ - E-CLASS All-Terrain (S213) 01/17→10/23</b>							
 <b>Wheel Speed Sensor</b>							
E 200 EQ Boost E 220 d 4-matic	145 143 - 147	08/20→08/23 01/17→10/23	←		2	24.0710-2202.3 360712	L= 69.6
E 350 d 4-matic E 400 d 4-matic	190 243 - 250	06/17→05/18 08/18→10/23					
E 450 EQ Boost	270	08/20→08/23					
<b>MERCEDES-BENZ - E-CLASS Convertible (A238) 06/17→</b>							
 <b>Wheel Speed Sensor</b>							
E 200 E 200 4-matic E 200 EQ Boost E 200 EQ Boost 4-matic E 220 d	135 135 145 145 120 - 143	06/17→ 10/17→ 06/19→ 06/19→ 06/17→	←		2	24.0710-2202.3 360712	L= 69.6
E 220 d 4-matic E 300	143 180 - 190	10/17→ 06/17→					
E 300 d E 300 d 4-matic E 300 EQ Boost E 350 d	180 195 190 210	05/18→ 04/21→ 06/19→ 11/18→					
E 350 d 4-matic E 350 EQ Boost E 400 4-matic E 400 d 4-matic	190 220 245 243 - 250	06/17→ 10/17→ 06/17→ 08/18→					
E 450 4-matic E 450 EQ Boost 4-matic	270 270	08/18→ 07/20→					
<b>MERCEDES-BENZ - E-CLASS Coupe (C238) 12/16→</b>							
 <b>Wheel Speed Sensor</b>							
E 200 E 200 4-matic E 200 EQ Boost E 200 EQ Boost 4-matic E 220 d	135 135 145 145 120 - 143	12/16→ 06/17→ 06/19→ 06/19→ 12/16→	←		2	24.0710-2202.3 360712	L= 69.6
E 220 d 4-matic E 300	143 180 - 190	03/17→ 12/16→					
E 300 d E 300 d 4-matic E 300 EQ Boost E 350 d	180 195 190 210	05/18→ 01/21→ 06/19→ 11/18→					
E 350 d 4-matic E 350 EQ Boost E 400 4-matic E 400 d 4-matic	190 220 245 243 - 250	06/17→ 10/17→ 12/16→ 08/18→					
E 450 4-matic E 450 EQ Boost 4-matic	270 270	08/18→ 07/20→					
<b>MERCEDES-BENZ - E-CLASS T-Model (S213) 07/16→10/23</b>							
 <b>Wheel Speed Sensor</b>							
AMG E 63 4-matic+ AMG E 63 S 4-matic+ E 200 E 200 4-matic E 200 d	420 450 135 135 110 - 118	05/17→10/23 05/17→10/23 07/16→06/20 01/17→06/19 10/16→08/23	←		2	24.0710-2202.3 360712	L= 69.6
E 200 EQ Boost E 200 EQ Boost 4-matic E 220 d	145 145 120 - 147	06/19→10/23 06/19→10/23 07/16→10/23					
E 220 d 4-matic	143 - 147	01/17→10/23					
E 250 E 300 d E 300 d 4-matic E 300 de E 300 de 4-matic E 300 e E 300 EQ Boost E 350 d	155 180 195 225 225 235 190 190 - 210	07/16→11/18 12/17→06/20 01/21→10/23 10/18→10/23 08/20→08/23 06/20→08/23 06/19→10/23 10/16→06/20					
E 350 d 4-matic E 400 4-matic E 400 d	190 245 250	06/17→05/18 10/16→05/18 02/19→06/20					
















	kW					! #		
<b>MERCEDES-BENZ - E-CLASS T-Model (S213) 07/16→10/23</b>								
 <b>Wheel Speed Sensor</b>								
E 400 d 4-matic	243 - 250	04/18→10/23	←			2	24.0710-2202.3 360712	L= 69.6
E 450 4-matic	270	08/18→06/20						
E 450 EQ Boost	270	08/20→08/23						
<b>MERCEDES-BENZ - G-CLASS (W463) 01/18→</b>								
 <b>Brake Pad Set, disc brake</b>								
G 350 d 4-matic	183 - 210	01/19→11/22	→				13.0460-2642.2 602642	TRW + WE / - WK + Zub
G 400 d 4-matic	243	07/19→						
G 500	310	01/18→						
<b>MERCEDES-BENZ - G-CLASS Closed Off-Road Vehicle (W464) 06/22→</b>								
 <b>Wheel Speed Sensor</b>								
G 350 d 4-matic	183	06/22→	→			2	24.0710-2204.3 360714	L= 72.4
<b>MERCEDES-BENZ - G-CLASS Platform/Chassis (W464) 06/22→</b>								
 <b>Wheel Speed Sensor</b>								
G 350 D 4-matic	183	06/22→	→			2	24.0710-2204.3 360714	L= 72.4
<b>MERCEDES-BENZ - GLC (X253) 06/15→06/22</b>								
 <b>Wheel Speed Sensor</b>								
AMG 63 4-matic+	350	06/17→06/22	←			2	24.0710-2202.3 360712	L= 69.6
AMG 63 S 4-matic+	375	06/17→06/22						
<b>MERCEDES-BENZ - GLC Coupe (C253) 06/16→03/23</b>								
 <b>Wheel Speed Sensor</b>								
AMG 63 4-matic+	350	06/17→03/23	←			2	24.0710-2202.3 360712	L= 69.6
AMG 63 S 4-matic+	375	06/17→03/23						
<b>MERCEDES-BENZ - GLE (V167) 10/18→</b>								
 <b>Brake Pad Set, disc brake</b>								
AMG GLE 53 EQ Boost 4-matic+	320	04/19→	→	for vehicles without sports brake system; not for brake caliper colour: red			13.0460-2642.2 602642	TRW + WE / - WK + Zub
AMG GLE 53 Hybrid 4-matic+	400	11/23→	→	not for vehicles with reinforced brakes / for vehicles without sports brake system; not for brake caliper colour: red			13.0460-2642.2 602642	TRW + WE / - WK + Zub
<b>MERCEDES-BENZ - GLE Coupe (C167) 11/19→</b>								
 <b>Brake Pad Set, disc brake</b>								
AMG GLE 53 EQ Boost 4-matic+	320	11/19→	→	for vehicles without sports brake system; not for brake caliper colour: red			13.0460-2642.2 602642	TRW + WE / - WK + Zub
AMG GLE 53 Plug-in Hybrid 4-matic+	400	11/23→	→	not for vehicles with reinforced brakes / for vehicles without sports brake system; not for brake caliper colour: red			13.0460-2642.2 602642	TRW + WE / - WK + Zub
<b>MERCEDES-BENZ - SPRINTER 3,5-t Platform/Chassis (B907, B910) 02/18→</b>								
 <b>Brake Pad Set, disc brake</b>								
311 CDI	84	02/18→	←	for tyre size: 225/75 R16 C / 235/60 R17 C			13.0460-4725.2 604725	BRE + WE / - WK + Zub
314 CDI	105	02/18→12/21						
315 CDI	110	10/21→						
311 CDI RWD	84	02/18→	←	for vehicles with bad road version			13.0460-4725.2 604725	BRE + WE / - WK + Zub
314 CDI All-wheel Drive	105	01/19→12/21						
314 CDI RWD	105	02/18→12/21						
315 CDI RWD	110	06/20→						
316 CDI All-wheel Drive	120	01/19→12/21						
316 CDI RWD	120	02/18→12/21						
317 CDI RWD	125	06/20→						
319 CDI All-wheel Drive	140	01/19→						
319 CDI RWD	140	02/18→						
 <b>Wheel Speed Sensor</b>								
311 CDI RWD	84	02/18→	←			2	24.0710-2203.3 360713	L= 44
314 CDI RWD	105	02/18→12/21						
315 CDI RWD	110	06/20→						
316 CDI RWD	120	02/18→12/21						
317 CDI RWD	125	06/20→						
319 CDI RWD	140	02/18→						














	kw			 	! #			
<b>MERCEDES-BENZ - SPRINTER 3,5-t Tourer Bus (B907) 02/18→</b>								
 <b>Brake Pad Set, disc brake</b>								
311 CDI	84	02/18→	←	for vehicles with bad road version		13.0460-4725.2	604725	BRE + WE / - WK + Zub
314 CDI	105	02/18→12/21						
314 CDI All-wheel Drive	105	01/19→12/21						
315 CDI	110	10/21→						
316 CDI	120	02/18→12/21						
316 CDI All-wheel Drive	120	01/19→12/21						
317 CDI	125	10/21→						
319 CDI	140	02/18→						
319 CDI All-wheel Drive	140	01/19→						
 <b>Wheel Speed Sensor</b>								
311 CDI	84	02/18→	←		2	24.0710-2203.3	360713	L= 44
314 CDI	105	02/18→12/21						
315 CDI	110	10/21→						
316 CDI	120	02/18→12/21						
317 CDI	125	10/21→						
319 CDI	140	02/18→						
<b>MERCEDES-BENZ - SPRINTER 3,5-t Van (B907, B910) 02/18→</b>								
 <b>Brake Pad Set, disc brake</b>								
311 CDI	84	02/18→	←	for tyre size: 225/75 R16 C / 235/60 R17 C		13.0460-4725.2	604725	BRE + WE / - WK + Zub
314 CDI	105	02/18→12/21						
315 CDI	110	10/21→						
317 CDI	125	03/22→						
eSPRINTER	85	02/20→12/23						
311 CDI RWD	84	02/18→	←	for vehicles with bad road version		13.0460-4725.2	604725	BRE + WE / - WK + Zub
314 CDI All-wheel Drive	105	01/19→12/21						
314 CDI RWD	105	02/18→12/21						
315 CDI RWD	110	06/20→						
316 CDI All-wheel Drive	120	01/19→12/21						
316 CDI RWD	120	02/18→12/21						
317 CDI RWD	125	06/20→						
319 CDI All-wheel Drive	140	01/19→						
319 CDI RWD	140	02/18→						
 <b>Wheel Speed Sensor</b>								
311 CDI RWD	84	02/18→	←		2	24.0710-2203.3	360713	L= 44
314 CDI RWD	105	02/18→12/21						
315 CDI RWD	110	06/20→						
316 CDI RWD	120	02/18→12/21						
317 CDI RWD	125	06/20→						
319 CDI RWD	140	02/18→						
<b>MERCEDES-BENZ - SPRINTER 3-t Platform/Chassis (B910, B907) 02/18→</b>								
 <b>Brake Pad Set, disc brake</b>								
211 CDI RWD	84	02/18→	←	for vehicles with bad road version		13.0460-4725.2	604725	BRE + WE / - WK + Zub
214 CDI RWD	105	02/18→12/21						
215 CDI RWD	110	06/20→						
216 CDI RWD	120	02/18→12/21						
217 CDI RWD	125	06/20→						
 <b>Wheel Speed Sensor</b>								
211 CDI RWD	84	02/18→	←		2	24.0710-2203.3	360713	L= 44
214 CDI RWD	105	02/18→12/21						
215 CDI RWD	110	06/20→						
216 CDI RWD	120	02/18→12/21						
217 CDI RWD	125	06/20→						
<b>MERCEDES-BENZ - SPRINTER 3-t Tourer Bus (B907) 02/18→</b>								
 <b>Brake Pad Set, disc brake</b>								
211 CDI	84	02/18→	←	for vehicles with bad road version		13.0460-4725.2	604725	BRE + WE / - WK + Zub
214 CDi	105	02/18→12/21						
215 CDi	110	10/21→						
216 CDi	120	02/18→12/21						
217 CDi	125	10/21→						
 <b>Wheel Speed Sensor</b>								
211 CDI	84	02/18→	←		2	24.0710-2203.3	360713	L= 44
214 CDi	105	02/18→12/21						
215 CDi	110	10/21→						
216 CDi	120	02/18→12/21						
217 CDi	125	10/21→						
<b>MERCEDES-BENZ - SPRINTER 4,6-t Bus (B906) 06/06→09/20</b>								
 <b>Brake Pad Set, disc brake</b>								
415 CDi	110	06/06→09/20	←			13.0460-4725.2	604725	BRE + WE / - WK + Zub















	kW					! #		
<b>MERCEDES-BENZ - SPRINTER 4,6-t Platform/Chassis (B906) 06/06→09/20</b>								
 <b>Brake Pad Set, disc brake</b>								
411 CDI	80 - 84	06/09→12/18	←				13.0460-4725.2 604725	BRE + WE / - WK + Zub
413 CDI	95	06/06→12/16						
414 CDI	105	05/16→12/18						
415 CDI	110	06/06→09/20						
416 CDI	120	03/09→12/18						
418 CDI	135	06/06→12/09						
419 CDI	140	03/09→12/18						
424	190	06/06→12/16						
<b>MERCEDES-BENZ - SPRINTER 4,6-t Van (B906) 06/06→09/20</b>								
 <b>Brake Pad Set, disc brake</b>								
411 CDI	80 - 84	06/09→12/18	←				13.0460-4725.2 604725	BRE + WE / - WK + Zub
413 CDI	95	06/06→12/16						
414 CDI	105	05/16→12/18						
414 CDI 4x4	105	05/16→12/18						
415 CDI	110	06/09→12/09						
416 CDI	120	03/09→12/18						
416 CDI 4x4	120	11/13→12/18						
418 CDI	135	06/09→05/16						
419 CDI	140	03/09→12/18						
424	190	06/06→12/16						
<b>MERCEDES-BENZ - SPRINTER 4-t Platform/Chassis (B907, B910) 02/18→</b>								
 <b>Brake Pad Set, disc brake</b>								
411 CDI	84	02/18→12/21	←				13.0460-4725.2 604725	BRE + WE / - WK + Zub
411 CDI RWD	84	02/18→						
414 CDI	105	02/18→12/21						
414 CDI All-wheel Drive	105	01/19→12/21						
414 CDI RWD	105	02/18→12/21						
415 CDI	110	06/20→						
415 CDI RWD	110	10/21→						
416 CDI All-wheel Drive	120	01/19→12/21						
416 CDI RWD	120	02/18→12/21						
417 CDI	125	02/18→						
417 CDI RWD	125	10/21→						
418 CDI	130	02/18→12/21						
419 CDI All-wheel Drive	140	01/19→						
419 CDI RWD	140	02/18→						
 <b>Wheel Speed Sensor</b>								
411 CDI RWD	84	02/18→	←		2	24.0710-2203.3 360713	L= 44	
414 CDI RWD	105	02/18→12/21						
415 CDI RWD	110	10/21→						
416 CDI RWD	120	02/18→12/21						
417 CDI RWD	125	10/21→						
419 CDI RWD	140	02/18→						
<b>MERCEDES-BENZ - SPRINTER 4-t Tourer Bus (B907) 02/18→</b>								
 <b>Brake Pad Set, disc brake</b>								
411 CDI	84	02/18→12/21	←				13.0460-4725.2 604725	BRE + WE / - WK + Zub
414 CDI	105	09/19→12/21						
419 CDI	140	02/18→12/21						
 <b>Wheel Speed Sensor</b>								
411 CDI	84	02/18→12/21	←		2	24.0710-2203.3 360713	L= 44	
414 CDI	105	09/19→12/21						
419 CDI	140	02/18→12/21						
<b>MERCEDES-BENZ - SPRINTER 4-t Van (B907, B910) 02/18→</b>								
 <b>Brake Pad Set, disc brake</b>								
411 CDI	84	02/18→12/21	←				13.0460-4725.2 604725	BRE + WE / - WK + Zub
411 CDI RWD	84	02/18→						
414 CDI	105	02/18→12/21						
414 CDI All-wheel Drive	105	01/19→12/21						
414 CDI RWD	105	02/18→12/21						
415 CDI	110	10/21→						
415 CDI RWD	110	10/21→						
416 CDI All-wheel Drive	120	01/19→12/21						
416 CDI RWD	120	02/18→12/21						
417 CDI RWD	125	06/20→						
419 CDI All-wheel Drive	140	01/19→						
419 CDI RWD	140	02/18→						
→								


































	kw					! #			
<b>MERCEDES-BENZ - SPRINTER 4-t Van (B907, B910) 02/18→</b>									
 <b>Wheel Speed Sensor</b>									
411 CDI RWD	84	02/18→	←			2	24.0710-2203.3	360713	L= 44
414 CDI RWD	105	02/18→12/21							
415 CDI RWD	110	10/21→							
416 CDI RWD	120	02/18→12/21							
417 CDI RWD	125	06/20→							
419 CDI RWD	140	02/18→							
<b>MERCEDES-BENZ - SPRINTER 5-t Bus (B906) 06/06→09/20</b>									
 <b>Brake Pad Set, disc brake</b>									
513 CDI	95	03/09→12/16	←				13.0460-4725.2	604725	BRE + WE / - WK + Zub
515 CDI	110	06/06→09/20							
516 CDI	120	03/09→12/18							
519 CDI	140	03/09→12/18							
<b>MERCEDES-BENZ - SPRINTER 5-t Platform/Chassis (B906) 06/06→09/20</b>									
 <b>Brake Pad Set, disc brake</b>									
509 CDI	65	06/06→12/09	←				13.0460-4725.2	604725	BRE + WE / - WK + Zub
510 CDI	70	03/09→12/16							
511 CDI	80 -	06/06→12/18							
	84								
511 CDI 4x4	80	06/06→12/09							
513 CDI	95	06/06→12/16							
513 CDI 4x4	95	05/11→12/16							
514 CDI	105	05/16→12/18							
514 CDI 4x4	105	05/16→12/18							
515 CDI	110	06/06→09/20							
515 CDI 4x4	110	06/06→12/09							
516	115	09/08→12/18							
516 CDI	120	03/09→12/18							
516 CDI 4x4	120	03/09→12/18							
516 NGT	115	09/08→12/18							
518 CDI	135	06/06→12/09							
518 CDI 4x4	135	06/06→12/09							
519 CDI / BlueTEC	140	03/09→12/18							
519 CDI / BlueTEC 4x4	140	03/09→12/18							
524	190	06/06→12/16							
<b>MERCEDES-BENZ - SPRINTER 5-t Platform/Chassis (B907) 02/18→</b>									
 <b>Brake Pad Set, disc brake</b>									
511 CDI	84	02/18→12/21	←				13.0460-4725.2	604725	BRE + WE / - WK + Zub
514 CDI	105	02/18→12/21							
515 CDI RWD	110	10/21→							
516 CDI	120	02/18→12/21							
516 CDI All-wheel Drive	120	01/19→12/21							
519 CDI	140	02/18→12/21							
519 CDI All-wheel Drive	140	01/19→							
519 CDI RWD	140	10/21→							
 <b>Wheel Speed Sensor</b>									
511 CDI	84	02/18→12/21	←			2	24.0710-2203.3	360713	L= 44
514 CDI	105	02/18→12/21							
515 CDI RWD	110	10/21→	→			2	24.0710-2204.3	360714	L= 72.4
516 CDI	120	02/18→12/21							
519 CDI	140	02/18→12/21							
519 CDI RWD	140	10/21→							
516 CDI All-wheel Drive	120	01/19→12/21	→			2	24.0710-2204.3	360714	L= 72.4
519 CDI All-wheel Drive	140	01/19→							
<b>MERCEDES-BENZ - SPRINTER 5-t Van (B906) 06/06→09/20</b>									
 <b>Brake Pad Set, disc brake</b>									
509 CDI	65	06/06→12/09	←				13.0460-4725.2	604725	BRE + WE / - WK + Zub
510 CDI	70	03/09→12/16							
511 CDI	80 -	06/06→12/18							
	84								
511 CDI 4x4	80	06/06→12/09							
513 CDI	95	06/06→12/16							
513 CDI 4x4	95	03/09→12/16							
514 CDI	105	05/16→12/18							
514 CDI 4x4	105	05/16→12/18							
515 CDI	110	06/06→09/20							
515 CDI 4x4	110	06/06→12/09							
516	115	03/09→12/18							
516 CDI	120	03/09→12/18							
516 CDI 4x4	120	03/09→12/18							
516 NGT	115	03/09→12/18							
518 CDI	135	06/06→12/09							
518 CDI 4x4	135	06/06→12/16							
519 CDI / BlueTEC	140	03/09→12/18							
→									















	kw					! #		
<b>MERCEDES-BENZ - SPRINTER 5-t Van (B906) 06/06→09/20</b>								
 <b>Brake Pad Set, disc brake</b>								
519 CDI / BlueTEC 4x4 524	140 190	03/09→12/18 06/06→12/16	←				13.0460-4725.2 604725	BRE + WE / - WK + Zub
<b>MERCEDES-BENZ - SPRINTER 5-t Van (B907) 02/18→</b>								
 <b>Brake Pad Set, disc brake</b>								
511 CDI 514 CDI 515 CDI 516 CDI 516 CDI All-wheel Drive 517 CDI 519 CDI 519 CDI All-wheel Drive	84 105 110 120 120 125 140 140	02/18→12/21 02/18→12/21 10/21→ 02/18→12/21 01/19→12/21 06/20→ 02/18→ 01/19→	←				13.0460-4725.2 604725	BRE + WE / - WK + Zub
 <b>Wheel Speed Sensor</b>								
511 CDI 514 CDI 515 CDI 516 CDI 517 CDI 519 CDI	84 105 110 120 125 140	02/18→12/21 02/18→12/21 10/21→ 02/18→12/21 06/20→ 02/18→	← →		2 2	24.0710-2203.3 360713 24.0710-2204.3 360714	L= 44 L= 72.4	
516 CDI All-wheel Drive 519 CDI All-wheel Drive	120 140	01/19→12/21 01/19→	→		2	24.0710-2204.3 360714	L= 72.4	
<b>MITSUBISHI - ECLIPSE CROSS (GK_, GL_, YA, YB) 10/17→</b>								
 <b>Brake Pad Set, disc brake</b>								
1.5 1.5 4WD 1.5 T-Mivec 1.5 T-Mivec 4WD 2.0 2.2 DiD 4WD	110 110 120 112 - 120 110 109	10/17→ 10/17→ 10/17→ 10/17→ 05/18→ 03/19→	←	Brake Caliper (1 piston)			13.0460-5569.2 605569	ADV + WK
<b>NISSAN - MICRA V (K14) 12/16→</b>								
 <b>Brake Drum</b>								
0.9 IG-T 1.0 1.5 DCI	66 54 66	12/16→ 12/16→ 12/16→	→	03/17→		24.0220-3049.1 480333	Ø 245 Inner Brake Drum Height [mm] 50.1 / 204.5	
0.9 LPG 1.0 1.0 DIG-T 117 1.0 IG-T 1.0 IG-T 100 1.0 LPG	64 52 86 68 74 66	03/19→ 12/16→ 02/19→ 01/21→ 12/18→ 01/23→	→			24.0220-3049.1 480333	Ø 245 Inner Brake Drum Height [mm] 50.1 / 204.5	
<b>OPEL - AGILA (B) (H08) 04/08→10/14</b>								
 <b>Brake Drum</b>								
1.0 1.0 LPG 1.2 1.2 LPG 1.3 CDTI 1.2	48 - 50 48 63 63 55 69	04/08→07/14 01/10→06/11 04/08→10/12 04/08→10/10 04/08→04/10 04/10→10/14	→	11/10→		24.0220-0049.1 480319	Ø 238 Inner Brake Drum Height [mm] 41 / 201 - RLG / - ABS Ring	
<b>OPEL - COMBO Box Body/MPV (K9) 06/18→</b>								
 <b>Wheel Speed Sensor</b>								
1.2 1.5 D 1.5 D 4x4 1.6 D Combo-e	81 - 96 56 - 96 96 55 - 73 100	02/19→ 08/18→ 08/18→ 06/18→04/21 07/21→	←		2	24.0710-2180.3 360698	L= 53.4	
<b>OPEL - COMBO E Tour / Life (K9) 06/18→</b>								
 <b>Wheel Speed Sensor</b>								
1.2 1.5 1.6 Combo-e	81 - 96 56 - 96 68 100	06/18→ 06/18→ 09/19→ 06/21→	←		2	24.0710-2180.3 360698	L= 53.4	














	kW			 	! #		
<b>OPEL - CORSA D (S07) 07/06→04/15</b>							
 <b>Wheel Speed Sensor</b>							
1.0	44 - 48	07/06→08/14	➔	Disc Brake	2	24.0710-2171.3 360700	L= 643
1.2	51 - 63	07/06→08/14					
1.2 LPG	55 - 63	08/06→08/14					
1.3 CDTI	55 - 70	07/06→08/14					
1.4	64 - 88	07/06→08/14					
1.4 LPG	64 - 66	08/06→08/14					
1.6 Turbo	110 - 155	11/06→08/14					
1.7 CDTI	92 - 96	08/06→08/14					
<b>OPEL - CORSA D Hatchback Van (S07) 07/06→08/14</b>							
 <b>Wheel Speed Sensor</b>							
1.0	44 - 48	08/06→08/14	➔	Disc Brake	2	24.0710-2171.3 360700	L= 643
1.2	51 - 63	08/06→08/14					
1.3 CDTI	55 - 70	07/06→08/14					
1.4	74 - 88	07/12→08/14					
1.6	141	07/12→08/14					
1.7 CDTI	96	07/12→08/14					
<b>OPEL - GRANDLAND / GRANDLAND X (A18, P1UO) 06/17→</b>							
 <b>Wheel Speed Sensor</b>							
1.2	81 - 96	06/17→	➔		2	24.0710-2180.3 360698	L= 53.4
1.2 Turbo Hybrid	100	01/24→					
1.5 Turbo D	75 - 96	04/18→					
1.6 Turbo	110 - 133	09/18→07/21					
1.6 Turbo D	88	06/17→07/21					
1.6 Turbo Hybrid	165	12/19→					
1.6 Turbo Hybrid4	221	06/19→					
2.0 D	130	11/17→07/21					
<b>OPEL - GRANDLAND X Van 06/17→</b>							
 <b>Wheel Speed Sensor</b>							
1.2	96	04/18→07/21	➔		2	24.0710-2180.3 360698	L= 53.4
1.5	96	04/18→07/21					
2.0 CDTI	130	11/17→07/21					
<b>OPEL - MERIVA A MPV (X03) 05/03→05/10</b>							
 <b>Brake Master Cylinder</b>							
1.3 CDTI	51 - 55	09/03→05/10		54000001→ 74237191; + ESP		24.2123-1784.3 011164	BOS Ø 23.8 without brake fluid reservoir
1.4 16V Twinport	66	07/04→05/10					
1.4 16V Twinport LPG	66	07/04→05/10					
1.6	64 - 77	05/03→05/10					
1.6 16V	74	05/03→01/06					
1.6 Turbo	132	09/05→05/10					
1.7 CDTI	74 - 92	09/03→05/10					
1.7 DTI	55	09/03→05/10					
1.8	92	05/03→05/10					
<b>PEUGEOT - 308 III (FB_, FH_, FP_, F3_, FM_) 07/21→</b>							
 <b>Wheel Speed Sensor</b>							
BlueHDi 130	96	07/21→	➔		2	24.0710-2180.3 360698	L= 53.4
e-308	115	08/23→					
Hybrid 136	100	08/23→					
Hybrid 180	133	07/21→					
Hybrid 225	165	07/21→					
PureTech 110	81	07/21→					
PureTech 130	96	07/21→					

	kw			 	! #							
<b>PEUGEOT - 308 SW III (FC_, FJ_, FR_, F4_, FN_) 07/21→</b>												
 <b>Wheel Speed Sensor</b>												
BlueHDi 130 e-308	96	07/21→	←		2	24.0710-2180.3 360698	L= 53.4					
Hybrid 180	115	08/23→										
Hybrid 225	133	07/21→										
PureTech 110	165	07/21→										
PureTech 130	81	07/21→										
PureTech 136	96	07/21→										
	100	08/23→										
<b>PEUGEOT - 408 II (FP_, F3_) 07/22→</b>												
 <b>Wheel Speed Sensor</b>												
Hybrid 136	100	07/23→	←		2	24.0710-2180.3 360698	L= 53.4					
Hybrid 180	133	07/22→										
Hybrid 225	165	07/22→										
PureTech 130	96	07/22→										
PureTech 215	158	02/23→										
<b>PEUGEOT - 508 II (FB_, FH_, F3_) 09/18→</b>												
 <b>Wheel Speed Sensor</b>												
1.5 BlueHDi 130	96	10/18→	←		2	24.0710-2180.3 360698	L= 53.4					
1.6 PureTech 180	133	10/18→										
1.6 PureTech 225	165	10/18→										
1.6 THP 150	110	09/18→										
1.6 THP 165	121	09/18→										
2.0 BlueHDi 160	120	10/18→										
2.0 BlueHDi 180	130	10/18→										
Hybrid 180	133	03/23→										
Hybrid 225	165	08/19→										
PSE Hybrid4 360	265	01/21→										
PureTech 130	96	06/20→										
<b>PEUGEOT - 508 SW II (FC_, FJ_, F4_) 09/18→</b>												
 <b>Wheel Speed Sensor</b>												
1.5 BlueHDi 130	96	09/18→						←		2	24.0710-2180.3 360698	L= 53.4
1.6 PureTech 180	133	09/18→										
1.6 PureTech 225	165	09/18→										
1.6 THP 165	121	09/18→										
2.0 BlueHDi 160	120	09/18→										
2.0 BlueHDi 180	130	09/18→										
Hybrid 180	133	03/23→										
Hybrid 224	165	08/19→										
PSE Hybrid4 360	265	01/21→										
PureTech 130	96	06/20→										
<b>PEUGEOT - 3008 II SUV (MC_, MR_, MJ_, M4_) 05/16→</b>												
 <b>Wheel Speed Sensor</b>												
1.2 Hybrid 136	100	05/23→	←		2	24.0710-2180.3 360698	L= 53.4					
1.2 THP/ PureTech 130	96	05/16→										
1.5 BlueHDi 130	96	02/18→										
1.6 BlueHDi 100	73	11/16→12/19										
1.6 BlueHDi 115	85	11/16→12/19										
1.6 BlueHDi 120	88	05/16→12/19										
1.6 PureTech 180	133	07/18→										
1.6 THP 150	110	11/17→										
1.6 THP 165	121	05/16→										
2.0 BlueHDi 136	100	11/16→										
2.0 BlueHDi 150	110	05/16→09/20										
2.0 BlueHDi 180	130 -	05/16→										
	133											
Hybrid	165	10/19→										
Hybrid 180	132	11/22→										
Hybrid4	220	10/19→										
<b>PEUGEOT - 3008 Van (MR_, MC_, MJ_) 05/16→</b>												
 <b>Wheel Speed Sensor</b>												
BlueHDi 130	96	02/18→	←		2	24.0710-2180.3 360698	L= 53.4					
BlueHDi 180	130	01/18→										
PureTech 130	96	05/16→										
<b>PEUGEOT - 5008 II (MC_, MJ_, MR_, M4_) 12/16→</b>												
 <b>Wheel Speed Sensor</b>												
1.2 Hybrid 136	100	06/23→	←		2	24.0710-2180.3 360698	L= 53.4					
1.2 THP	96	12/16→										
1.5 BlueHDi 130	96	02/18→										
1.6 BlueHDi 100	73	12/16→										
1.6 BlueHDi 115	85	12/16→11/19										
1.6 BlueHDi 120	88	12/16→11/19										

















	kw			 	! #		
<b>PEUGEOT - 5008 II (MC_, MJ_, MR_, M4_) 12/16→</b>							
 <b>Wheel Speed Sensor</b>							
1.6 PureTech 180 1.6 THP 110 1.6 THP 165 2.0 BlueHDi 136 2.0 BlueHDi 150 2.0 BlueHDi 180	133 110 121 100 110 130 - 133	07/18→ 07/18→ 12/16→ 12/16→ 12/16→ 12/16→	←		2	24.0710-2180.3 360698	L= 53.4
<b>PEUGEOT - 5008 II Van (MC_, MJ_) 12/16→</b>							
 <b>Wheel Speed Sensor</b>							
BlueHDi 130 BlueHDi 180	96 130	06/18→ 01/18→	←		2	24.0710-2180.3 360698	L= 53.4
<b>PEUGEOT - PARTNER Box Body/MPV (K9) 09/18→</b>							
 <b>Wheel Speed Sensor</b>							
1.2 PureTech 110 1.2 PureTech 130 1.5 BlueHDi 100 1.5 BlueHDi 130 1.5 BlueHDi 130 4x4 1.5 BlueHDi 75 1.6 BlueHDi 100 1.6 BlueHDi 75 1.6 HDi 92 e-Partner	81 96 75 96 96 55 73 55 68 100	07/19→ 07/19→ 07/19→ 09/18→ 09/18→ 07/19→ 09/18→ 09/18→ 09/18→ 07/21→	←		2	24.0710-2180.3 360698	L= 53.4
<b>PEUGEOT - RIFTER 09/18→</b>							
 <b>Wheel Speed Sensor</b>							
1.2 PureTech 110 1.2 PureTech 130 1.5 BlueHDi 100 1.5 BlueHDi 130 1.5 BlueHDi 75 1.6 BlueHDi 100 1.6 HDi 75 / BlueHDi 75 1.6 HDi 92 e-Rifter	81 96 75 96 55 73 55 68 100	09/18→ 07/19→ 09/18→ 09/18→ 09/18→ 09/18→ 09/18→ 09/18→ 07/21→	←		2	24.0710-2180.3 360698	L= 53.4
<b>RENAULT - CLIO V (B7_) 06/19→</b>							
 <b>Brake Drum</b>							
1.0 LPG 1.0 TCe 100 1.0 TCe 90 1.0 SCe 65 1.0 SCe 75 1.5 Blue dCi 100 1.5 Blue dCi 115 1.5 Blue dCi 85	67 - 74 74 67 48 - 49 53 74 85 63	06/19→ 06/19→ 08/20→ 11/19→ 06/19→ 11/21→ 06/19→ 06/19→	→	Rim Size [inch]: 16.0 / 17.0		24.0220-3039.1 480331	Ø 237 Inner Brake Drum Height [mm] 45.8 / 204.5
<b>RENAULT - TALIAN 08/21→</b>							
 <b>Brake Drum</b>							
1.0 SCe 65 1.0 TCe 100 ECO LPG 1.0 TCe 90	48 74 66	08/21→ 08/21→ 08/21→	→	+ eFSB		24.0220-3039.1 480331	Ø 237 Inner Brake Drum Height [mm] 45.8 / 204.5
<b>RENAULT - TWINGO II (CN0_) 03/07→</b>							
 <b>Cable Pull, parking brake</b>							
1.6 RS	98	05/08→09/14		→ 07/14; Disc Brake; <input type="checkbox"/>		24.3727-3611.2 583611	L= 1292
<b>RENAULT - TWINGO III (BCM_, BCA_) 09/14→</b>							
 <b>Brake Drum</b>							
1.0 SCe 70	51 - 52	09/14→	→	Manual Transmission; for vehicles without start-stop function		24.0220-3039.1 480331	Ø 237 Inner Brake Drum Height [mm] 45.8 / 204.5
<b>RENAULT - WIND (E4M_) 07/10→</b>							
 <b>Cable Pull, parking brake</b>							
1.2 1.2 TCe 100 1.6	74 75 98	07/10→ 02/11→ 07/10→		→ 09/13; Disc Brake; <input type="checkbox"/>		24.3727-3611.2 583611	L= 1292















	kw					! #		
<b>SEAT - ARONA (KJ7, KJP) 07/17→</b>								
 <b>Brake Caliper</b>								
1.0 TGi 1.0 TSI	66 70 -	11/18→ 07/17→	←	+PR 1ZE / 1ZS / 1ZQ / 1ZR; ☐			24.3571-1821.5 241611	MAN without holder
	85		←	+PR 1ZE / 1ZS / 1ZQ / 1ZR; ☐			24.3571-1822.5 241612	MAN without holder
1.5 TSI 1.6 SRE 1.6 TDI	110 81 70 - 85	07/17→ 07/17→ 07/17→						
 <b>Wheel Speed Sensor</b>								
1.0 TGi 1.0 TSI	66 70 - 85	11/18→ 07/17→	←	12/19→; ☐			24.0710-2197.3 360707	L= 62
			→	08/20→; ☐			24.0710-2199.3 360709	L= 61.7
1.5 TSI 1.6 SRE 1.6 TDI	110 81 70 - 85	07/17→ 07/17→ 07/17→	→	08/20→; ☐			24.0710-2200.3 360710	L= 61.7
1.0 TSI	81	06/20→	←	☐			24.0710-2197.3 360707	L= 62
			→	08/20→; ☐			24.0710-2199.3 360709	L= 61.7
			→	08/20→; ☐			24.0710-2200.3 360710	L= 61.7
<b>SEAT - ATECA (KH7, KHP) 04/16→</b>								
 <b>Wheel Speed Sensor</b>								
1.0 TSI 2.0 TDI	81 85	09/20→ 01/21→	→	+PR 0N1	2		24.0710-2201.3 360711	L= 85
1.0 TSI 1.4 TSI 1.5 TSI 1.6 TDI 2.0 TDI	85 110 110 85 81 - 110	05/16→ 06/16→ 07/18→ 04/16→07/18 04/16→	→	12/19→; +PR 0N1	2		24.0710-2201.3 360711	L= 85
<b>SEAT - IBIZA V (KJ1, KJG) 01/17→</b>								
 <b>Brake Caliper</b>								
1.0	48 - 55	01/17→	←	+PR 1ZE / 1ZR / 1ZS / 1ZQ; ☐			24.3571-1821.5 241611	MAN without holder
1.0 MPi 1.0 TGI 1.0 TSI	59 66 70 - 85	07/18→ 11/17→ 01/17→	←	+PR 1ZE / 1ZR / 1ZS / 1ZQ; ☐			24.3571-1822.5 241612	MAN without holder
1.5 TSI 1.6 1.6 TDI	110 81 59 - 85	07/17→ 05/17→ 09/17→						
 <b>Wheel Speed Sensor</b>								
1.0	48 - 55	01/17→	←	12/19→; ☐			24.0710-2197.3 360707	L= 62
1.0 MPi 1.0 TGI 1.0 TSI	59 66 70 - 85	07/18→ 11/17→ 01/17→	→	08/20→; ☐			24.0710-2199.3 360709	L= 61.7
			→	08/20→; ☐			24.0710-2200.3 360710	L= 61.7
1.5 TSI 1.6 1.6 TDI	110 81 59 - 85	07/17→ 05/17→ 09/17→						
1.0 TSI	81	06/20→	←	☐			24.0710-2197.3 360707	L= 62
			→	☐			24.0710-2199.3 360709	L= 61.7
			→	☐			24.0710-2200.3 360710	L= 61.7
<b>SEAT - LEON (KL1, KLG) 11/19→</b>								
 <b>Wheel Speed Sensor</b>								
1.5 eTSI 1.5 TSI	85 85	05/24→ 05/24→	←	☐			24.0710-2197.3 360707	L= 62
<b>SEAT - LEON Sportstourer (KL8, KLD) 03/20→</b>								
 <b>Wheel Speed Sensor</b>								
1.5 eTSI 1.5 TSI	85 85	05/24→ 05/24→	←	☐			24.0710-2197.3 360707	L= 62
<b>SEAT - TARRACO (KN2) 09/18→</b>								
 <b>Wheel Speed Sensor</b>								
1.4 e-HYBRID 1.5 TSI ACT	180 110	02/21→ 09/18→	←	12/21→; ☐			24.0710-2197.3 360707	L= 62
















	kw					! #		
<b>SEAT - TARRACO (KN2) 09/18→</b>								
 <b>Wheel Speed Sensor</b>								
2.0 TDI	110	09/18→	←	12/21→; ☐		24.0710-2197.3	360707	L= 62
2.0 TDI 4Drive	110 - 147	09/18→						
2.0 TSI 4Drive	140	11/18→						
<b>SKODA - FABIA IV (PJ3) 06/21→</b>								
 <b>Brake Caliper</b>								
1.0 MPI	48 - 59	06/21→	←	+PR 1ZE; ☐		24.3571-1821.5	241611	MAN without holder
1.0 TSI	70 - 85	06/21→	←	+PR 1ZE; ☐		24.3571-1822.5	241612	MAN without holder
1.5 TSI	110	11/21→						
1.6	81	06/21→						
 <b>Wheel Speed Sensor</b>								
1.0 MPI	48 - 59	06/21→	←	☐		24.0710-2197.3	360707	L= 62
1.0 TSI	70 - 85	06/21→	→	☐		24.0710-2199.3	360709	L= 61.7
1.5 TSI	110	11/21→	→	☐		24.0710-2200.3	360710	L= 61.7
1.6	81	06/21→						
<b>SKODA - KAMIQ (NW4) 07/19→</b>								
 <b>Brake Caliper</b>								
1.0 TGI CNG	66	11/19→	←	+PR 1ZE / 1ZS; ☐		24.3571-1821.5	241611	MAN without holder
1.0 TSI	70 - 85	07/19→	←	+PR 1ZE / 1ZS; ☐		24.3571-1822.5	241612	MAN without holder
1.5 TSI	110	07/19→						
1.6 SRE	81	07/19→						
1.6 TDI	70 - 85	07/19→						
 <b>Wheel Speed Sensor</b>								
1.0 TGI CNG	66	11/19→	←	12/19→; ☐		24.0710-2197.3	360707	L= 62
1.0 TSI	70 - 85	07/19→	→	08/20→; ☐		24.0710-2199.3	360709	L= 61.7
1.5 TSI	110	07/19→	→	08/20→; ☐		24.0710-2200.3	360710	L= 61.7
1.6 SRE	81	07/19→						
1.6 TDI	70 - 85	07/19→						
1.0 TSI	81	08/20→	←	☐		24.0710-2197.3	360707	L= 62
			→	☐		24.0710-2199.3	360709	L= 61.7
			→	☐		24.0710-2200.3	360710	L= 61.7
<b>SKODA - KAROQ (NU7, ND7) 07/17→</b>								
 <b>Wheel Speed Sensor</b>								
1.0 TSI	81 - 85	07/17→	←	12/21→; ☐		24.0710-2197.3	360707	L= 62
1.4 TSI	110	07/17→	→	+PR 0N1	2	24.0710-2201.3	360711	L= 85
1.5 TSI	110	07/17→						
1.6 SRE	81	07/17→						
1.6 TDI	85	07/17→						
2.0 TDI	85 - 110	07/17→						
1.4 TSI 4x4	110	09/19→	←	12/21→; ☐		24.0710-2197.3	360707	L= 62
1.5 TSI 4x4	110	07/17→						
2.0 TDI 4x4	110 - 140	07/17→						
2.0 TSI 4x4	140	04/19→						
<b>SKODA - KODIAQ I (NS6, NS7, NV7) 10/16→</b>								
 <b>Wheel Speed Sensor</b>								
1.4 TSI	92 - 110	10/16→	←	12/21→; ☐		24.0710-2197.3	360707	L= 62
1.4 TSI 4x4	110	10/16→						
1.5 TSI	110	07/18→						
1.5 TSI 4x4	110	07/18→						
2.0 RS 4x4	180	06/21→						
2.0 RS Bi-TDI 4x4	176	11/18→						
2.0 TDI	85 - 110	10/16→						
2.0 TDI 4x4	110 - 147	10/16→						
2.0 TSI 4x4	132 - 140	10/16→						















	kW			 	! #		
<b>SKODA - OCTAVIA III (5E3, NL3, NR3) 11/12→03/21</b>							
 <b>Wheel Speed Sensor</b>							
1.0 TSI 1.2 TSI 1.4 TSI 1.4 TSI G-TEC 1.6 1.6 TDI 1.8 TSI 2.0 TDI 2.0 TDI RS 2.0 TSI RS	85 63 - 81 103 - 110 81 81 66 - 81 132 105 - 110 135 162 - 169	05/16→10/20 11/12→02/17 11/12→10/20 11/13→02/17 01/14→10/20 11/12→10/20 11/12→10/20 11/12→10/20 05/13→10/20 05/13→10/20	➡	02/17→; +PR 0N1	2	24.0710-2201.3 360711	L= 85
1.5 TSI 1.6 TDI 1.6 TDI 4x4 2.0 TSI 2.0 TSI RS	110 85 85 140 180	02/17→10/20 02/17→10/20 02/17→10/20 02/17→10/20 02/17→10/20	➡	+PR 0N1	2	24.0710-2201.3 360711	L= 85
<b>SKODA - OCTAVIA III Combi (5E5, 5E6) 11/12→10/20</b>							
 <b>Wheel Speed Sensor</b>							
1.0 TSI 1.2 TSI 1.4 TSI 1.4 TSI G-TEC 1.6 SRE 1.6 TDI 1.8 TSI 2.0 TDI 2.0 TDI RS 2.0 TSI RS	85 63 - 81 103 - 110 81 81 66 - 81 132 105 - 110 135 162 - 169	05/16→10/20 11/12→02/17 11/12→10/20 11/12→02/17 01/14→02/17 11/12→10/20 11/12→10/20 11/12→10/20 05/13→10/20 11/12→10/20	➡	02/17→; +PR 0N1	2	24.0710-2201.3 360711	L= 85
1.5 TSI 1.5 TSI G-TEC 1.6 TDI 1.6 TDI 4x4 2.0 TSI 2.0 TSI RS	110 96 85 85 140 180	02/17→10/20 01/19→10/20 02/17→10/20 02/17→10/20 02/17→10/20 02/17→10/20	➡	+PR 0N1	2	24.0710-2201.3 360711	L= 85
<b>SKODA - OCTAVIA IV (NX3, NN3, PV3) 01/20→</b>							
 <b>Wheel Speed Sensor</b>							
1.0 TSI 1.0 TSI e-TEC 1.4 TSI 1.4 TSI IV 1.4 TSI RS IV 1.5 TSI 1.5 TSI e-TEC 1.5 TSI G-TEC 1.6 SRE 2.0 TDI 2.0 TDI 4x4 2.0 TDI RS 2.0 TDI RS 4x4 2.0 TSI 4x4 2.0 TSI RS	81 81 110 150 180 110 110 96 81 85 - 110 110 147 147 140 180	06/20→ 06/20→ 01/21→ 06/20→ 06/20→ 01/20→ 11/20→ 06/20→ 07/20→ 01/20→ 09/20→ 07/20→ 07/20→ 07/20→ 03/20→	←	12/21→; 	2	24.0710-2197.3 360707 24.0710-2201.3 360711	L= 62 L= 85
<b>SKODA - OCTAVIA IV Combi (NX5, PV5) 11/19→</b>							
 <b>Wheel Speed Sensor</b>							
1.0 TSI 1.0 TSI e-TEC 1.4 TSI 1.4 TSI IV 1.4 TSI RS IV 1.5 TSI 1.5 TSI e-TEC 1.5 TSI G-TEC 1.6 SRE 2.0 TDI 2.0 TDI 4x4 2.0 TDI RS 2.0 TDI RS 4x4	81 81 110 150 180 110 110 96 81 85 - 110 110 147 147	06/20→ 06/20→ 06/20→ 06/20→ 06/20→ 11/19→ 11/20→ 06/20→ 09/20→ 11/19→ 09/20→ 07/20→ 07/20→	←	12/21→; 	2	24.0710-2197.3 360707 24.0710-2201.3 360711	L= 62 L= 85












































	kw					! #		
<b>SKODA - OCTAVIA IV Combi (NX5, PV5) 11/19→</b>								
 <b>Wheel Speed Sensor</b>								
2.0 TSI	140	09/20→	←	12/21→; ☐		24.0710-2197.3	360707	L= 62
2.0 TSI 4x4	140	09/20→						
2.0 TSI RS	180	03/20→	→	+PR 0N1	2	24.0710-2201.3	360711	L= 85
<b>SKODA - SCALA (NW1) 02/19→</b>								
 <b>Brake Caliper</b>								
1.0 TGI CNG	66	11/19→	←	+PR 1ZE / 1ZS; ☐		24.3571-1821.5	241611	MAN without holder
1.0 TSI	70 - 85	02/19→	←	+PR 1ZE / 1ZS; ☐		24.3571-1822.5	241612	MAN without holder
1.5 TSI	110	02/19→						
1.6 SRE	81	02/19→						
1.6 TDI	70 - 85	02/19→						
 <b>Wheel Speed Sensor</b>								
1.0 TGI CNG	66	11/19→	←	12/19→; ☐		24.0710-2197.3	360707	L= 62
1.0 TSI	70 - 85	02/19→	→	08/20→; ☐		24.0710-2199.3	360709	L= 61.7
1.5 TSI	110	02/19→	→	08/20→; ☐		24.0710-2200.3	360710	L= 61.7
1.6 SRE	81	02/19→						
1.6 TDI	70 - 85	02/19→						
1.0 TSI	81	08/20→	←	☐		24.0710-2197.3	360707	L= 62
			→	☐		24.0710-2199.3	360709	L= 61.7
			→	☐		24.0710-2200.3	360710	L= 61.7
<b>SMART - FORTWO Convertible (453) 09/15→</b>								
 <b>Brake Drum</b>								
0.9	66	09/15→	→			24.0220-3039.1	480331	Ø 237 Inner Brake Drum Height [mm] 45.8 / 204.5
0.9 Brabus	80	07/16→						
1.0	52	09/15→						
electric drive / EQ	41	05/17→						
electric drive	60	05/17→						
<b>SMART - FORTWO Coupe (453) 07/14→</b>								
 <b>Brake Drum</b>								
0.9	66	09/14→	→	11/14→		24.0220-3039.1	480331	Ø 237 Inner Brake Drum Height [mm] 45.8 / 204.5
1.0	52	07/14→						
0.9 Brabus	80	07/16→	→			24.0220-3039.1	480331	Ø 237 Inner Brake Drum Height [mm] 45.8 / 204.5
electric drive / EQ	41	05/17→						
electric drive	60	05/17→						
1.0	45	11/14→	→	01/15→		24.0220-3039.1	480331	Ø 237 Inner Brake Drum Height [mm] 45.8 / 204.5
<b>SUZUKI - CARRY Bus 03/99→</b>								
 <b>Brake Drum</b>								
1.3	57	03/99→12/06	→	→ 09/04		24.0222-0004.1	480327	Ø 262 Inner Brake Drum Height [mm] 42 / 222
<b>SUZUKI - CARRY Platform/Chassis (FD, DA5_T, DA6_T) 02/99→</b>								
 <b>Brake Drum</b>								
1.3	56	10/00→09/04	→			24.0222-0004.1	480327	Ø 262 Inner Brake Drum Height [mm] 42 / 222
<b>SUZUKI - JIMNY Hardtop (SN) 07/98→</b>								
 <b>Brake Drum</b>								
1.3	63	08/04→	→			24.0222-0004.1	480327	Ø 262 Inner Brake Drum Height [mm] 42 / 222
1.3 16V	60	02/01→						
1.3 16V 4WD	60	02/01→						
1.3 16V 4x4	63	08/05→						
1.3 4WD	62	05/14→						
1.3 4x4	63	09/98→08/00						
1.5 DDiS 4WD	48	12/03→						
1.5 DDiS 4x4	63	08/05→						
1.3 16V	59	09/98→	→	Spain		24.0222-0004.1	480327	Ø 262 Inner Brake Drum Height [mm] 42 / 222
1.3 16V 4WD	59	09/98→						
<b>SUZUKI - JIMNY Open Off-Road Vehicle (SN) 01/98→</b>								
 <b>Brake Drum</b>								
1.3	63	08/04→	→			24.0222-0004.1	480327	Ø 262 Inner Brake Drum Height [mm] 42 / 222
1.3 4WD	63	03/13→						
→								

	kw					! #		
<b>SUZUKI - JIMNY Open Off-Road Vehicle (SN) 01/98→</b>								
 <b>Brake Drum</b>								
1.3 16V 4WD	59	09/98→	→	Spain		24.0222-0004.1	480327	Ø 262 Inner Brake Drum Height [mm] 42 / 222
<b>SUZUKI - SPLASH (EX) 01/08→</b>								
 <b>Brake Drum</b>								
1.0	48 - 50	01/08→	→			24.0220-0049.1	480319	Ø 238 Inner Brake Drum Height [mm] 41 / 201 - RLG / - ABS Ring
1.2	63	01/08→						
1.2 LPG	63	04/08→12/14						
1.2 VVT	66 - 69	09/10→						
1.3 CDTI	55	01/08→						
<b>SUZUKI - SWIFT III (MZ, EZ) 02/05→</b>								
 <b>Brake Drum</b>								
1.2	66	04/08→12/10	→	Vehicle Production Country Hungary		24.0220-0049.1	480319	Ø 238 Inner Brake Drum Height [mm] 41 / 201 - RLG / - ABS Ring
1.3 4x4	68	02/05→						
1.5 4x4	74	02/05→						
1.3	67 - 68	02/05→	→	→ 09/10; Vehicle Production Country Hungary		24.0220-0049.1	480319	Ø 238 Inner Brake Drum Height [mm] 41 / 201 - RLG / - ABS Ring
1.3 4x4	66	01/06→						
1.3 DDiS	55	08/05→12/11						
1.5	75	02/05→						
1.3 DDiS	51	08/05→	→	→ 09/07; Vehicle Production Country Hungary		24.0220-0049.1	480319	Ø 238 Inner Brake Drum Height [mm] 41 / 201 - RLG / - ABS Ring
1.3 LPG	68	09/08→12/10	→	Vehicle Production Country Hungary; → JSAEZD11S00400000		24.0220-0049.1	480319	
<b>SUZUKI - SWIFT IV (FZ, NZ) 10/10→</b>								
 <b>Brake Disc</b>								
1.2	63 - 67	10/10→	←			24.0120-0263.1	420263	Ø 252 Brake Disc Thickness [mm] 20 Minimum thickness [mm] 18 Vented
1.2 4WD	67	08/12→						
1.2 VVT	61	06/15→						
1.4	70	02/11→						
1.6	100	01/12→	←	for vehicles without sports package		24.0120-0263.1	420263	Ø 252 Brake Disc Thickness [mm] 20 Minimum thickness [mm] 18 Vented
<b>TESLA - MODEL 3 (5YJ3) 01/17→</b>								
 <b>Wheel Speed Sensor</b>								
EV	175 - 239	01/17→	←		2	24.0710-2169.3	360695	L= 785
EV AWD	258 - 366	06/18→	→		2	24.0710-2170.3	360696	L= 590
EV Performance AWD	393	02/22→						
EV Performance AWD	340 - 377	06/18→						
<b>TESLA - MODEL Y (5YJY) 03/19→</b>								
 <b>Wheel Speed Sensor</b>								
EV	188 - 255	03/19→	←		2	24.0710-2169.3	360695	L= 785
EV All-wheel Drive	258 - 331	03/19→	→		2	24.0710-2170.3	360696	L= 590
EV Performance All-wheel Drive	321 - 393	03/19→						
EV Rear-Wheel Drive	220	09/22→						
Long Range All-wheel Drive	378	09/21→						
Long Range Rear-Wheel Drive	255 - 258	01/24→						
<b>TOYOTA - FORTUNER (_N5_, _N6_) 06/04→09/15</b>								
 <b>Brake Disc</b>								
2.5 D-4D	75	06/04→05/15	←			24.0128-0335.1	428335	Ø 319 Brake Disc Thickness [mm] 28 Minimum thickness [mm] 26 Vented
2.7	118	06/04→05/15						
2.7 4WD	118	06/04→05/15						
3.0 D 4WD	120 - 126	06/04→05/15						
4.0 4WD	175	01/05→05/15						
2.5 D-4D	106	01/09→05/15	←	08/11→		24.0128-0335.1	428335	Ø 319 Brake Disc Thickness [mm] 28 Minimum thickness [mm] 26 Vented
2.5 D-4D 4WD	75 - 106	01/09→05/15						

	kW					! #			
<b>TOYOTA - HILUX VII Pickup ( _N1_, _N2_, _N3_ ) 08/04→02/16</b>									
 <b>Brake Disc</b>									
2.5 D-4D	106	01/10→05/15	←	for model code: KUN35; + ESP			<b>24.0128-0335.1</b>	<b>428335</b>	Ø 319 Brake Disc Thickness [mm] 28 Minimum thickness [mm] 26 Vented
2.5 D-4D 4WD	88 - 106	06/06→05/15	←	+ ESP			<b>24.0128-0335.1</b>	<b>428335</b>	Ø 319 Brake Disc Thickness [mm] 28 Minimum thickness [mm] 26 Vented
2.5 D 4WD	75	03/05→05/15							
2.7 VVTi	118	08/05→05/15							
3.0 D-4D 4WD	120	03/05→05/15							
3.0 D-4D 4WD	145	05/08→12/12	←	11/08→			<b>24.0128-0335.1</b>	<b>428335</b>	Ø 319 Brake Disc Thickness [mm] 28 Minimum thickness [mm] 26 Vented
<b>TOYOTA - HILUX VII Platform/Chassis ( _N1_, _N2_ ) 02/05→</b>									
 <b>Brake Disc</b>									
3.0 D 4WD	126	02/05→	←	Brake Size: 17"			<b>24.0128-0335.1</b>	<b>428335</b>	Ø 319 Brake Disc Thickness [mm] 28 Minimum thickness [mm] 26 Vented
<b>TOYOTA - HILUX VIII Pickup ( _N1_ ) 05/15→</b>									
 <b>Brake Disc</b>									
2.4 D	110	05/15→	←	Vehicle Production Country Thailand			<b>24.0128-0335.1</b>	<b>428335</b>	Ø 319 Brake Disc Thickness [mm] 28 Minimum thickness [mm] 26 Vented
2.4 D 4WD	110	05/15→							
2.5 D	75 - 106	05/15→							
2.5 D 4WD	75	08/15→							
2.7	121	05/15→							
2.7 4WD	118 - 121	05/15→							
2.7 VVTi	122	05/15→							
2.8 D-4D	130	05/15→							
2.8 D-4D 4WD	130	05/15→							
2.4 D	125	10/18→	←				<b>24.0128-0335.1</b>	<b>428335</b>	Ø 319 Brake Disc Thickness [mm] 28 Minimum thickness [mm] 26 Vented
2.4 D 4WD	125	10/18→							
<b>TOYOTA - HILUX VIII Platform/Chassis ( _N1_ ) 05/15→</b>									
 <b>Brake Disc</b>									
2.4 D	110	07/15→	←	Vehicle Production Country Thailand			<b>24.0128-0335.1</b>	<b>428335</b>	Ø 319 Brake Disc Thickness [mm] 28 Minimum thickness [mm] 26 Vented
2.4 D 4WD	110	07/15→							
<b>TOYOTA - PROACE CITY Box Body/MPV (BPZ_) 10/19→</b>									
 <b>Wheel Speed Sensor</b>									
1.2 VVT-i 110	81	10/19→	←			2	<b>24.0710-2180.3</b>	<b>360698</b>	L= 53.4
1.2 VVT-i 130	96	10/19→							
1.5 D-4D 100	75	10/19→							
1.5 D-4D 130	96	10/19→							
1.5 D-4D 130 4x4	96	04/21→							
1.5 D-4D 75	55	10/19→							
1.6 D-4D 92	68	01/22→							
Electric	100	07/21→							
<b>TOYOTA - PROACE CITY VERSO MPV (BKY_) 10/19→</b>									
 <b>Wheel Speed Sensor</b>									
1.2 VVT-i 110	81	10/19→	←			2	<b>24.0710-2180.3</b>	<b>360698</b>	L= 53.4
1.2 VVT-i 130	96	10/19→							
1.5 D-4D 100	75	10/19→							
1.5 D-4D 130	96	10/19→							
1.6 D-4D 92	68	01/22→							
Electric	100	07/21→							
<b>VAUXHALL - AGILA Mk II (B) (H08) 01/08→11/14</b>									
 <b>Brake Drum</b>									
1.0 12V	48	01/08→11/14	→				<b>24.0220-0049.1</b>	<b>480319</b>	Ø 238 Inner Brake Drum Height [mm] 41 / 201 - RLG / - ABS Ring
1.0 i	50	08/11→11/14							
1.2 i 16V	63 - 69	01/08→11/14							
1.3 CDTI	55	01/08→11/14							
<b>VAUXHALL - COMBO Mk IV (E) Box Body/MPV (K9) 06/18→</b>									
 <b>Wheel Speed Sensor</b>									
1.2	81	02/19→	←			2	<b>24.0710-2180.3</b>	<b>360698</b>	L= 53.4
→									

	kW			 	! #		
<b>VAUXHALL - COMBO Mk IV (E) Box Body/MPV (K9) 06/18→</b>							
 <b>Wheel Speed Sensor</b>							
1.5 D 1.5 D 4x4 1.6 D Combo-e	56 - 96 96 55 - 73 100	08/18→ 08/18→ 06/18→04/21 07/21→	←		2	24.0710-2180.3 360698	L= 53.4
<b>VAUXHALL - COMBO Mk IV (E) Life (K9) 06/18→</b>							
 <b>Wheel Speed Sensor</b>							
1.2 1.5 Combo-e	81 - 96 75 - 96 100	06/18→ 06/18→ 06/21→	←		2	24.0710-2180.3 360698	L= 53.4
<b>VAUXHALL - CORSA Mk III (D) (S07) 07/06→08/14</b>							
 <b>Wheel Speed Sensor</b>							
1.0 1.0 i 12V 1.2 1.2 i 16V 1.2 LPG 1.3 CDTI 1.4 1.4 LPG 1.6 SRi 1.6 VXR 1.7 CDTI	44 48 51 - 59 63 59 - 63 55 - 70 66 - 88 66 110 141 - 155 92 - 96	08/06→08/14 01/10→08/14 08/06→08/14 12/09→08/14 09/09→08/14 08/06→08/14 08/06→08/14 07/06→08/14 05/07→08/14 11/06→08/14 11/06→08/14	→ Disc Brake		2	24.0710-2171.3 360700	L= 643
<b>VAUXHALL - CORSAVAN Mk III (D) Hatchback Van (S07) 07/06→</b>							
 <b>Wheel Speed Sensor</b>							
1.2 1.3 CDTI	51 - 59 55 - 70	07/09→ 07/06→	→ Disc Brake		2	24.0710-2171.3 360700	L= 643
<b>VAUXHALL - GRANDLAND X / GRANDLAND (A18) 06/17→</b>							
 <b>Wheel Speed Sensor</b>							
1.2 Turbo 1.5 Turbo D 1.6 Turbo 1.6 Turbo D 1.6 Turbo Hybrid 1.6 Turbo Hybrid4 2.0 D	96 96 133 88 165 221 130	06/17→ 04/18→ 12/19→ 06/17→07/21 12/19→ 06/19→ 10/17→07/21	←		2	24.0710-2180.3 360698	L= 53.4
<b>VAUXHALL - MERIVA A (X03) 01/03→06/10</b>							
 <b>Brake Master Cylinder</b>							
1.3 CDTI 1.4 16V Twinport 1.6 i 1.6 i 16V 1.6 i 16V Twinport 1.6 Turbo 1.7 CDTi 1.7 DTi 1.8 i 16V	51 - 55 66 64 74 77 132 74 55 92	01/03→06/10 01/03→06/10 01/03→06/10 01/03→09/05 05/03→06/10 05/06→06/10 09/03→08/05 06/03→06/10 05/03→06/10		54000001→ 74237191; + ESP		24.2123-1784.3 011164	BOS Ø 23.8 without brake fluid reservoir
<b>VW - CADDY CALIFORNIA V Camper (SBB, SBJ) 09/20→</b>							
 <b>Wheel Speed Sensor</b>							
1.5 TSi EVO 1.6 SRE 2.0 TDi BMT 2.0 TDi BMT 4motion	84 81 55 - 90 90	01/21→11/24 02/21→ 09/20→ 03/21→	← 12/21→; ☐			24.0710-2197.3 360707	L= 62

	kw					! #		
<b>VW - CRAFTER 30-35 Bus (2E_) 04/06→12/16</b>								
 <b>Brake Pad Set, disc brake</b>								
2.0 TDI	80 - 100	05/11→12/16	←	07/11→; +PR 0WF			13.0460-4725.2 604725	BRE + WE / - WK + Zub
2.0 TDI	84 - 120	07/11→12/16	←	+PR 0WF			13.0460-4725.2 604725	BRE + WE / - WK + Zub
2.0 TDI 4motion	120	11/11→12/16						
2.5 TDI	65 - 120	04/06→05/13	←	07/11→; +PR 0WF			13.0460-4725.2 604725	BRE + WE / - WK + Zub
			←	→ 06/11; +PR 0WF			13.0460-4725.2 604725	BRE + WE / - WK + Zub
<b>VW - CRAFTER 30-50 Platform/Chassis (2F_) 04/06→12/16</b>								
 <b>Brake Pad Set, disc brake</b>								
2.0 TDI	80 - 100	05/11→12/16	←	07/11→; +PR 0WF			13.0460-4725.2 604725	BRE + WE / - WK + Zub
2.0 TDI	84 - 120	07/11→12/16	←	+PR 0WF			13.0460-4725.2 604725	BRE + WE / - WK + Zub
2.0 TDI 4motion	120	11/11→12/16						
2.5 TDI	65 - 120	04/06→05/13	←	07/11→; +PR 0WF			13.0460-4725.2 604725	BRE + WE / - WK + Zub
			←	→ 06/11; +PR 0WF			13.0460-4725.2 604725	BRE + WE / - WK + Zub
<b>VW - CRAFTER 30-50 Van (2E_) 04/06→12/16</b>								
 <b>Brake Pad Set, disc brake</b>								
2.0 TDI	80 - 100	05/11→12/16	←	07/11→; +PR 0WF			13.0460-4725.2 604725	BRE + WE / - WK + Zub
2.0 TDI	84 - 120	07/11→12/16	←	+PR 0WF			13.0460-4725.2 604725	BRE + WE / - WK + Zub
2.0 TDI 4motion	120	07/11→12/16						
2.5 TDI	65 - 120	04/06→05/13	←	07/11→; +PR 0WF			13.0460-4725.2 604725	BRE + WE / - WK + Zub
			←	→ 06/11; +PR 0WF			13.0460-4725.2 604725	BRE + WE / - WK + Zub
<b>VW - MULTIVAN T7 (STM, STN) 08/21→</b>								
 <b>Brake Pad Set, disc brake</b>								
1.4 eHybrid	160	08/21→05/24	→				13.0460-7376.2 607376	ATE + WE / - WK
1.5 TSi	100	09/21→05/24						
2.0 TDI	110	03/22→						
2.0 TSi	150	10/21→						
<b>VW - PASSAT B9 Variant (CJ5) 10/23→</b>								
 <b>Wheel Speed Sensor</b>								
1.5 eTSI	110	10/23→	←				24.0710-2197.3 360707	L= 62
1.5 TSi eHybrid	150 - 200	03/24→						
2.0 TDI	90 - 110	04/24→						
2.0 TDI 4motion	142	10/23→						
2.0 TSi 4motion	195	05/24→						
<b>VW - POLO VI (AW1, BZ1, AE1) 06/17→</b>								
 <b>Brake Caliper</b>								
1.0	48 - 55	06/17→08/21	←	09/17→; +PR 1ZE / 1ZP; ☐			24.3571-1821.5 241611	MAN without holder
1.0 TSi	70	06/17→	←	09/17→; +PR 1ZE / 1ZP; ☐			24.3571-1822.5 241612	MAN without holder
1.0 MPi	59	09/18→	←	+PR 1ZE / 1ZP; ☐			24.3571-1821.5 241611	MAN without holder
1.0 TGI	66	09/17→						
1.0 TSi	81 - 85	09/17→	←	+PR 1ZE / 1ZP; ☐			24.3571-1822.5 241612	MAN without holder
1.5 TSi	110	10/18→08/21						
1.6 MSi	81	09/17→						
1.6 TDI	59 - 70	11/17→02/21						
2.0 GTI	147	11/17→						
GTI	152	04/21→						
 <b>Wheel Speed Sensor</b>								
1.0	55	06/17→08/21	→	07/20→; ☐			24.0710-2199.3 360709	L= 61.7
1.0 MPi	59	09/18→						
1.0 TGI	66	09/17→	→	07/20→; ☐			24.0710-2200.3 360710	L= 61.7
1.0 TSi	70 - 85	06/17→						
1.6 MSi	81	09/17→						
1.6 TDI	70	11/17→02/21						
2.0 GTI	147	11/17→						
1.0 TSi	81	07/20→	→	☐			24.0710-2199.3 360709	L= 61.7
1.5 TSi	110	10/18→08/21	→	☐			24.0710-2200.3 360710	L= 61.7
GTI	152	04/21→	→	☐				














	kW			 	! #		
<b>VW - TAIGO (CS1) 09/21→</b>							
 <b>Brake Caliper</b>							
1.0 TSI	70	09/21→	←	+PR 1ZS; 		24.3571-1821.5 241611	MAN without holder
1.5 TSI	85 110	09/21→	←	+PR 1ZS; 		24.3571-1822.5 241612	MAN without holder
 <b>Wheel Speed Sensor</b>							
1.0 TSI	70	09/21→	←			24.0710-2197.3 360707	L= 62
1.5 TSI	85 110	09/21→	→	+PR 0N6; 		24.0710-2199.3 360709	L= 61.7
			→	+PR 0N6; 		24.0710-2200.3 360710	L= 61.7
<b>VW - TAOS (CL1, CP1, CQ1) 07/20→</b>							
 <b>Wheel Speed Sensor</b>							
1.4 TSI	110	10/20→	←	01/22→; 		24.0710-2197.3 360707	L= 62
1.4 TSI 4motion	110	05/21→	→		2	24.0710-2201.3 360711	L= 85
1.6 MPI	81	07/21→	→				
<b>VW - T-CROSS (C11, D31) 12/18→</b>							
 <b>Brake Caliper</b>							
1.0 TSi	70	12/18→	←	+PR 1ZS; 		24.3571-1821.5 241611	MAN without holder
1.0 TSI	85		←	+PR 1ZS; 		24.3571-1822.5 241612	MAN without holder
1.5 TSI	81	06/20→					
1.6 TDi	110	01/20→					
1.6 TDi	70	12/18→					
 <b>Wheel Speed Sensor</b>							
1.0 TSi	70	12/18→	←	12/19→; 		24.0710-2197.3 360707	L= 62
1.6 TDi	85		→	08/20→; 		24.0710-2199.3 360709	L= 61.7
	70	12/18→	→	08/20→; 		24.0710-2200.3 360710	L= 61.7
1.0 TSI	81	06/20→	←			24.0710-2197.3 360707	L= 62
1.5 TSI	110	01/20→	→	08/20→; 		24.0710-2199.3 360709	L= 61.7
			→	08/20→; 		24.0710-2200.3 360710	L= 61.7
<b>VW - T-ROC (A11, D11) 07/17→</b>							
 <b>Wheel Speed Sensor</b>							
1.0 TSI	81	09/20→	→	+PR 0N1	2	24.0710-2201.3 360711	L= 85
2.0 TDI SCR	85	11/20→					
1.0 TSI	85	07/17→11/20	→	+PR 0N1; 12/19→	2	24.0710-2201.3 360711	L= 85
1.5 TSI	110	11/17→					
1.6 TDI	85	03/18→06/21					
2.0 TDI	110	03/18→					



- EN** Technical translations
- DE** Technische Übersetzungen
- ES** Traducciones técnicas
- FR** Traductions techniques
- IT** Traduzioni tecniche

# Technical translations

Technische Übersetzungen - Traducciones tecnicas - Traductions techniques - Traduzioni tecniche

EN		EN	
	Brake Master Cylinder	<b>19"</b>	19"
		<b>- ABS</b>	for vehicles without ABS
	Brake Hose	<b>- ABS Ring</b>	without ABS sensor ring
		<b>ADV</b>	Brake System, Advics
	Cable Pull, parking brake	<b>Article number of recommended accessories</b>	Article number of recommended accessories
	Brake Caliper	<b>B</b>	Coated
	Brake Drum	<b>Bolt Hole Circle Ø [mm]</b>	Bolt Hole Circle Ø [mm]
	Brake Pad Set, disc brake	<b>Bore Diameter [mm]</b>	Bore Diameter [mm]
	Brake Disc	<b>BOS</b>	Brake System, Bosch
	Wheel Speed Sensor	<b>Brake Caliper (1 piston)</b>	Brake Caliper (1 piston)
	Rear Axle Left	<b>Brake Caliper Colour</b>	Brake Caliper Colour
	Rear Axle Right	<b>Brake Disc Thickness [mm]</b>	Brake Disc Thickness [mm]
	Left Rear	<b>Brake Size</b>	Brake Size
	Front Axle Left	<b>BRE</b>	Brake System, Brembo
	Front Axle Right	<b>Cast Aluminium</b>	Cast Aluminium
/	Max.skimmed drum measure [mm]	<b>Centering Diameter [mm]</b>	Centering Diameter [mm]
<b>+ eFSB</b>	for vehicles with electric parking brake	<b>Czech Republic</b>	Czech Republic
<b>+ EMot</b>	with electric motor	<b>Disc Brake</b>	Disc Brake
<b>+ ESP</b>	for vehicles with ESP	<b>- ESP</b>	for vehicles without ESP
<b>+ FSB</b>	Brake Caliper with integrated parking brake	<b>Exchange Part</b>	Exchange Part
<b>+PR</b>	for PR number	<b>Flange Hole Diameter [mm]</b>	Flange Hole Diameter [mm]
<b>+ WE</b>	prepared for wear warning indicator	<b>for brake disc diameter [mm]</b>	for brake disc diameter [mm]
<b>+ WK</b>	with acoustic wear warning	<b>for left-hand drive vehicles</b>	for left-hand drive vehicles
<b>+ Zub</b>	with accessories		
<b>16.0</b>	16.0		
<b>17.0</b>	17.0		
<b>17"</b>	17"		
<b>18"</b>	18"		
















# Technical translations

Technische Übersetzungen - Traducciones tecnicas - Traductions techniques - Traduzioni tecniche

EN		EN	
<b>for model code</b>	for model code	<b>Internal Thread 1 [mm]</b>	Internal Thread 1 [mm]
<b>for tyre size</b>	for tyre size	<b>L=</b>	Length [mm]
<b>for vehicles with Active City Stop</b>	for vehicles with Active City Stop	<b>L1=</b>	Length 1 [mm]
<b>for vehicles with bad road version</b>	for vehicles with bad road version	<b>L2=</b>	Length 2 [mm]
<b>for vehicles with disc brakes on the rear axle</b>	for vehicles with disc brakes on the rear axle	<b>MAN</b>	Brake System, Mando
<b>for vehicles without Active City Stop</b>	for vehicles without Active City Stop	<b>Manual Transmission</b>	Manual Transmission
<b>for vehicles without park assist (parallel parking)</b>	for vehicles without park assist (parallel parking)	<b>Minimum thickness [mm]</b>	Minimum thickness [mm]
<b>for vehicles without sports brake system</b>	for vehicles without sports brake system	<b>not for brake caliper colour</b>	not for brake caliper colour
<b>for vehicles without sports package</b>	for vehicles without sports package	<b>not for vehicles with reinforced brakes</b>	not for vehicles with reinforced brakes
<b>for vehicles without start-stop function</b>	for vehicles without start-stop function	<b>Number of Holes</b>	Number of Holes
<b>for vehicles with Single Cab</b>	for vehicles with Single Cab	<b>Observe dimensions</b>	Observe dimensions
<b>Height [mm]</b>	Height [mm]	<b>Permissible up to vehicle capacity [kW]</b>	Permissible up to vehicle capacity [kW]
<b>Height 1 [mm]</b>	Height 1 [mm]	<b>Piston Diameter [mm]</b>	Piston Diameter [mm]
<b>Height 2 [mm]</b>	Height 2 [mm]	<b>red</b>	red
<b>Hungary</b>	Hungary	<b>replacement part</b>	replacement part
<b>Inner Brake Drum Height [mm]</b>	Inner Brake Drum Height [mm]	<b>Rim Size [inch]</b>	Rim Size [inch]
<b>Inner Diameter 2 [mm]</b>	Inner Diameter 2 [mm]	<b>- RLG</b>	without wheel bearing
		<b>Slovakia</b>	Slovakia
		<b>Spain</b>	Spain
		<b>Support plate diameter [mm]</b>	Support plate diameter [mm]
		<b>Surface</b>	Surface
		<b>Thailand</b>	Thailand
		<b>Thickness [mm]</b>	Thickness [mm]

# Technical translations

Technische Übersetzungen - Traducciones tecnicas - Traductions techniques - Traduzioni tecniche

EN		DE	
<b>Total Br. Drum Height [mm]</b>	Total Br. Drum Height [mm]		Hauptbremszylinder
<b>TRW</b>	Brake System, Lucas / TRW		Bremsschlauch
<b>Vehicle Production Country</b>	Vehicle Production Country		Seilzug, Feststellbremse
<b>Width [mm]</b>	Width [mm]		Bremssattel
<b>with anti-squeak plate</b>	with anti-squeak plate		Bremstrommel
<b>with brake caliper screws</b>	with brake caliper screws		Bremsbelagsatz, Scheibenbremse
<b>without banjo bolt</b>	without banjo bolt		Bremsscheibe
<b>without brake fluid reservoir</b>	without brake fluid reservoir		Raddrehzahlsensor
<b>without cable</b>	without cable		Hinterachse links
<b>- WK</b>	excl. wear warning contact		Hinterachse rechts
<b>x</b>	Number of connectors		hinten links
<b>Yes</b>	Yes		Vorderachse links
<b>∅</b>	Diameter [mm] Outer brake drum diameter [mm] Inner Diameter [mm] Outer Diameter [mm] Inner brake drum diameter [mm]		Vorderachse rechts
<b>→</b>	Construction Year from Vehicle Identification Number (VIN) from	/	Max.Br.Tr.ausdrehmaß [mm]
<b>→</b>	Construction Year to Vehicle Identification Number (VIN) to	<b>+ eFSB</b>	für Fahrzeuge mit elektrischer Feststellbremse
<b>→Orga</b>	for RPO number up to	<b>+ EMot</b>	mit Elektromotor
		<b>+ ESP</b>	für Fahrzeuge mit ESP
		<b>+ FSB</b>	Bremssattel m. integr. Feststellbremse
		<b>+PR</b>	für PR-Nummer
		<b>+ WE</b>	für Verschleißwarnanzeiger vorbereitet
		<b>+ WK</b>	mit akustischer Verschleißwarnung
		<b>+ Zub</b>	mit Zubehör
		<b>16.0</b>	16,0
		<b>17.0</b>	17,0
		<b>17"</b>	17"
		<b>18"</b>	18"

# Technical translations

Technische Übersetzungen - Traducciones tecnicas - Traductions techniques - Traduzioni tecniche

DE		DE	
19"	19"	for model code	für Modellreihenbaumuster
- ABS	für Fahrzeuge ohne ABS	for tyre size	für Reifenabmessung
- ABS Ring	ohne ABS-Sensorring	for vehicles with Active City Stop	für Fahrzeuge mit Active City Stop
ADV	Bremssystem, Advics	for vehicles with bad road version	für Fahrzeuge mit Schlechtwegeausführung
Article number of recommended accessories	Artikelnummer des empfohlenen Zubehörs	for vehicles with disc brakes on the rear axle	für Fahrzeuge mit Scheibenbremse an der Hinterachse
B	beschichtet	for vehicles without Active City Stop	für Fahrzeuge ohne Active City Stop
Bolt Hole Circle Ø [mm]	Lochkreis-Ø [mm]	for vehicles without park assist (parallel parking)	für Fahrzeuge ohne Parkassistenzsystem
Bore Diameter [mm]	Bohrungsdurchmesser [mm]	for vehicles without sports brake system	für Fahrzeuge ohne Sportbremsanlage
BOS	Bremssystem, Bosch	for vehicles without sports package	für Fahrzeuge ohne Sportpaket
Brake Caliper (1 piston)	Bremssattel (1-Kolben)	for vehicles without start-stop function	für Fahrzeuge ohne Start-Stopp-Funktion
Brake Caliper Colour	Bremssattelfarbe	for vehicles with Single Cab	für Fahrzeuge mit Einfachkabine
Brake Disc Thickness [mm]	Bremsscheibendicke [mm]	Height [mm]	Höhe [mm]
Brake Size	Bremsengröße	Height 1 [mm]	Höhe 1 [mm]
BRE	Bremssystem, Brembo	Height 2 [mm]	Höhe 2 [mm]
Cast Aluminium	Aluguss	Hungary	Ungarn
Centering Diameter [mm]	Zentrierungsdurchmesser [mm]	Inner Brake Drum Height [mm]	Br.Tr.Höhe innen [mm]
Czech Republic	Tschechische Republik	Inner Diameter 2 [mm]	Innendurchmesser 2 [mm]
Disc Brake	Scheibenbremse		
- ESP	für Fahrzeuge ohne ESP		
Exchange Part	Austauschteil		
Flange Hole Diameter [mm]	Flanschlochdurchmesser [mm]		
for brake disc diameter [mm]	für Bremsscheibendurchmesser [mm]		
for left-hand drive vehicles	für Linkslenker		

# Technical translations












Technische Übersetzungen - Traducciones tecnicas - Traductions techniques - Traduzioni tecniche

DE		DE	
<b>Internal Thread 1 [mm]</b>	Innengewinde 1 [mm]	<b>Total Br. Drum Height [mm]</b>	Br.Tr.Höhe ges. [mm]
<b>L=</b>	Länge [mm]	<b>TRW</b>	Bremssystem, Lucas / TRW
<b>L1=</b>	Länge 1 [mm]	<b>Vehicle Production Country</b>	Fahrzeugproduktionsland
<b>L2=</b>	Länge 2 [mm]	<b>Width [mm]</b>	Breite [mm]
<b>MAN</b>	Bremssystem, Mando	<b>with anti-squeak plate</b>	mit Anti-Quietsch-Blech
<b>Manual Transmission</b>	Schaltgetriebe	<b>with brake caliper screws</b>	mit Bremssattelschrauben
<b>Minimum thickness [mm]</b>	Mindestdicke [mm]	<b>without banjo bolt</b>	ohne Hohlschraube
<b>not for brake caliper colour</b>	nicht für Bremssattelfarbe	<b>without brake fluid reservoir</b>	ohne Bremsflüssigkeitsbehälter
<b>not for vehicles with reinforced brakes</b>	nicht für Fahrzeuge mit verstärkter Bremse	<b>without cable</b>	ohne Kabel
<b>Number of Holes</b>	Lochanzahl	<b>- WK</b>	exkl. Verschleißwarnkontakt
<b>Observe dimensions</b>	Abmessungen beachten	<b>x</b>	Anschlussanzahl
<b>Permissible up to vehicle capacity [kW]</b>	Zulässig bis Fahrzeugleistung [kW]	<b>Yes</b>	Ja
<b>Piston Diameter [mm]</b>	Kolbendurchmesser [mm]	<b>Ø</b>	Durchmesser [mm] Bremsstrommeldurchmesser außen [mm] Innendurchmesser [mm] Außendurchmesser [mm] Bremsstrommeldurchmesser innen [mm]
<b>red</b>	rot	<b>→</b>	Baujahr ab Fahrgestellnummer (VIN) ab
<b>replacement part</b>	Austauschteil	<b>→</b>	Baujahr bis Fahrgestellnummer (VIN) bis
<b>Rim Size [inch]</b>	Felgengröße [Zoll]	<b>→Orga</b>	für Organisationsnummer bis
<b>- RLG</b>	ohne Radlager		
<b>Slovakia</b>	Slowakische Republik		
<b>Spain</b>	Spanien		
<b>Support plate diameter [mm]</b>	Durchmesser Aufnahme [mm]		
<b>Surface</b>	Oberfläche		
<b>Thailand</b>	Thailand		
<b>Thickness [mm]</b>	Dicke/Stärke [mm]		



# Technical translations

Technische Übersetzungen - Traducciones técnicas - Traductions techniques - Traduzioni tecniche

ES		ES	
	Cilindro principal de freno	18"	18"
		19"	19"
	Tubo flexible de frenos	- ABS	para vehículos sin ABS
		- ABS Ring	sin anillo sensor ABS
	Cable de accionamiento, freno de estacionamiento	ADV	Sistema de frenos, Advics
	Pinza de freno	Article number of recommended accessories	Nº art. de accesorio recomendado
	Tambor de freno	B	revestido
	Juego de pastillas de freno	Bolt Hole Circle Ø [mm]	corona de agujeros - Ø [mm]
	Disco de freno	Bore Diameter [mm]	Diámetro de orificio [mm]
	Sensor de velocidad de la rueda	BOS	Sistema de frenos, Bosch
	Eje trasero izquierda	Brake Caliper (1 piston)	Pinza de freno (1 émbolos)
	Eje trasero, derecha	Brake Caliper Colour	Color pinza freno
	Atrás izquierda	Brake Disc Thickness [mm]	Espesor de disco de frenos [mm]
	Eje delantero, izquierda	Brake Size	Tamaño freno
	Eje delantero, derecha	BRE	Sistema de frenos, Brembo
/	Rebajado máx. tambor de freno [mm]	Cast Aluminium	Fundición de aluminio
+ eFSB	para vehículos con freno de estacionamiento electrónico	Centering Diameter [mm]	Diámetro de centrado [mm]
+ EMot	con electromotor	Czech Republic	República Checa
+ ESP	para vehículos con ESP	Disc Brake	Discos
+ FSB	Pinza con freno estacionamiento integrado	- ESP	para vehículos sin ESP
+PR	Número de PR	Exchange Part	Pieza de intercambio
+ WE	preparado para indicador desgaste	Flange Hole Diameter [mm]	Diám. taladro brida [mm]
+ WK	con avisador acústico de desgaste	for brake disc diameter	para diámetro disco de freno [mm]
+ Zub	con accesorios		
16.0	16,0		
17.0	17,0		
17"	17"		

# Technical translations














Technische Übersetzungen - Traducciones tecnicas - Traductions techniques - Traduzioni tecniche

ES		ES	
<b>for left-hand drive vehicles</b>	para vehic. dirección izquierda	<b>Inner Diameter 2 [mm]</b>	Diám. int. 2[mm]
<b>for model code</b>	para el tipo de serie del modelo	<b>Internal Thread 1 [mm]</b>	Rosca interior 1 [mm]
<b>for tyre size</b>	para dimensión de neumáticos	<b>L=</b>	Longitud [mm]
<b>for vehicles with Active City Stop</b>	para vehículos con Active City Stop	<b>L1=</b>	Longitud 1 [mm]
		<b>L2=</b>	Longitud 2 [mm]
<b>for vehicles with bad road version</b>	para vehículos con dispositivo auxiliar para caminos malos	<b>MAN</b>	Sistema de frenos, Mando
		<b>Manual Transmission</b>	Caja de cambios manual
<b>for vehicles with disc brakes on the rear axle</b>	para vehículos con freno de disco en eje trasero	<b>Minimum thickness [mm]</b>	Espesor mínimo [mm]
<b>for vehicles without Active City Stop</b>	para vehículos sin Active City Stop	<b>not for brake caliper colour</b>	no para color pinza freno
		<b>not for vehicles with reinforced brakes</b>	no para vehículos con frenos reforzados
<b>for vehicles without park assist (parallel parking)</b>	para vehic. sin auxiliar de aparcamiento	<b>Number of Holes</b>	Número de orificios
<b>for vehicles without sports brake system</b>	para vehículos sin sistema de frenos deportivos	<b>Observe dimensions</b>	Observar dimensiones
		<b>Permissible up to vehicle capacity [kW]</b>	Permitido hasta la potencia del vehículo [kW]
<b>for vehicles without sports package</b>	para vehículos sin paquete sport	<b>Piston Diameter [mm]</b>	Diámetro del pistón [mm]
<b>for vehicles without start-stop function</b>	para vehículos sin sistema Start&Stop	<b>red</b>	rojo
		<b>replacement part</b>	Recambio
<b>for vehicles with Single Cab</b>	para vehículos con cabina sencilla	<b>Rim Size [inch]</b>	Tamaño de llanta [pulgada]
		<b>- RLG</b>	sin cojinete rueda
<b>Height [mm]</b>	Altura [mm]	<b>Slovakia</b>	República eslovaca
<b>Height 1 [mm]</b>	Altura 1 [mm]	<b>Spain</b>	España
<b>Height 2 [mm]</b>	Altura 2 [mm]	<b>Support plate diameter [mm]</b>	Diámetro alojamiento [mm]
<b>Hungary</b>	Hungría	<b>Surface</b>	Superficie
<b>Inner Brake Drum Height [mm]</b>	H tamb. freno interna [mm]	<b>Thailand</b>	Tailandia
		<b>Thickness [mm]</b>	Espesor [mm]



# Technical translations

Technische Übersetzungen - Traducciones tecnicas - Traductions techniques - Traduzioni tecniche

ES		FR	
<b>Total Br. Drum Height [mm]</b>	H tamb. freno total [mm]		Maître-cylindre de frein
<b>TRW</b>	Sistema de frenos, Lucas / TRW		Flexible de frein
<b>Vehicle Production Country</b>	País producción vehículo		Tirette à câble, frein de stationnement
<b>Width [mm]</b>	Ancho [mm]		Étrier de frein
<b>with anti-squeak plate</b>	Chapa antichirridos		Tambour de frein
<b>with brake caliper screws</b>	con tornillos pinza freno		Kit de plaquettes de frein, frein à disque
<b>without banjo bolt</b>	sin tornillo hueco		Disque de frein
<b>without brake fluid reservoir</b>	sin depósito líquido frenos		Capteur de vitesse de roue
<b>without cable</b>	sin cable		Essieu arrière gauche
<b>- WK</b>	excl. contacto de avisador de desgaste		Essieu arrière droit
<b>x</b>	Número de conexiones		arrière gauche
<b>Yes</b>	sí		Essieu avant gauche
<b>∅</b>	Diámetro [mm] Diámetro exterior del tambor de freno [mm] Diámetro interior [mm] Diámetro exterior [mm] Diámetro interior de tambor de freno [mm]		Essieu avant droit
→	año construcción desde N.º de chasis (VIN) desde	/	Cotes max.de rectification de tambour de frein [mm]
→	año construcción hasta N.º de chasis (VIN) hasta	<b>+ eFSB</b>	pour véhicules avec frein d'arrêt électrique
→ <b>Orga</b>	para número de OPR hasta	<b>+ EMot</b>	avec moteur électrique
		<b>+ ESP</b>	pour véhicules avec ESP
		<b>+ FSB</b>	Étrier de frein avec frein de stationnement intégré
		<b>+PR</b>	pour numéro PR
		<b>+ WE</b>	préparé pour indicateur d'usure
		<b>+ WK</b>	avec indicateur d'usure
		<b>+ Zub</b>	avec accessoires
		<b>16.0</b>	16,0
		<b>17.0</b>	17,0
		<b>17"</b>	17"

# Technical translations

Technische Übersetzungen - Traducciones técnicas - Traductions techniques - Traduzioni tecniche

FR		FR	
18"	18"	<b>for left-hand drive vehicles</b>	pour véhicules avec direction à gauche
19"	19"	<b>for model code</b>	pour le modèle de la série de modèles
- ABS	pour véhicules sans système antiblo-cage	<b>for tyre size</b>	pour dimension de pneu
- ABS Ring	sans bague ABS	<b>for vehicles with Active City Stop</b>	pour véhicule avec Active City Stop
ADV	Système de freinage, Advics	<b>for vehicles with bad road version</b>	pour véhicules préparés pour routes dégradées
Article number of recommended accessories	Référence de l'accessoire recommandé	<b>for vehicles with disc brakes on the rear axle</b>	pour véhicules avec frein à disques à l'essieu arrière
B	revêtu	<b>for vehicles without Active City Stop</b>	pour véhicule sans Active City Stop
Bolt Hole Circle Ø [mm]	Cercle de perçage -Ø [mm]	<b>for vehicles without park assist (parallel parking)</b>	pour véhicules sans assistance partronic
Bore Diameter [mm]	Diamètre de l'alésage [mm]	<b>for vehicles without sports brake system</b>	pour véhicules sans système de freinage sport
BOS	Système de freinage, Bosch	<b>for vehicles without sports package</b>	pour véhicules sans équipement sport
Brake Caliper (1 piston)	Étrier de frein (1-pistons)	<b>for vehicles without start-stop function</b>	pour véhicules sans fonction Stop/Start
Brake Caliper Colour	Couleur de l'étrier	<b>for vehicles with Single Cab</b>	pour véhicule à cabine simple
Brake Disc Thickness [mm]	Épaisseur du disque de frein [mm]	<b>Height [mm]</b>	Hauteur [mm]
Brake Size	Dimension des freins	<b>Height 1 [mm]</b>	Hauteur 1 [mm]
BRE	Système de freinage, Brembo	<b>Height 2 [mm]</b>	Hauteur 2 [mm]
Cast Aluminium	Fonte d'aluminium	<b>Hungary</b>	Hongrie
Centering Diameter [mm]	Diamètre du centrage [mm]	<b>Inner Brake Drum Height [mm]</b>	Haut.int.tamb.fr. [mm]
Czech Republic	République tchèque		
Disc Brake	Frein à disque		
- ESP	pour véhicules sans ESP		
Exchange Part	Echange standard		
Flange Hole Diameter [mm]	Diamètre du trou de bride [mm]		
for brake disc diameter [mm]	pour diamètre du disque de frein [mm]		


















# Technical translations

Technische Übersetzungen - Traducciones tecnicas - Traductions techniques - Traduzioni tecniche

FR		FR	
<b>Inner Diameter 2 [mm]</b>	Diamètre intérieur 2 [mm]	<b>Total Br. Drum Height [mm]</b>	Haut.tot.tamb.fr. [mm]
<b>Internal Thread 1 [mm]</b>	Taraudage 1 [mm]	<b>TRW</b>	Système de freinage, Lucas / TRW
<b>L=</b>	Longueur [mm]	<b>Vehicle Production Country</b>	Pays constructeur du véhicule
<b>L1=</b>	Longueur 1 [mm]	<b>Width [mm]</b>	Largeur [mm]
<b>L2=</b>	Longueur 2 [mm]	<b>with anti-squeak plate</b>	avec tôle anti-bruit
<b>MAN</b>	Système de freinage, Mando	<b>with brake caliper screws</b>	avec vis d'étrier de frein
<b>Manual Transmission</b>	boîte de vitesses manuelle	<b>without banjo bolt</b>	sans vis creuse
<b>Minimum thickness [mm]</b>	Épaisseur minimum [mm]	<b>without brake fluid reservoir</b>	sans réservoir du liquide de frein
<b>not for brake caliper colour</b>	pas pour couleur de l'étrier-frein	<b>without cable</b>	sans câble
<b>not for vehicles with reinforced brakes</b>	pas pour véhicules avec frein assisté	<b>- WK</b>	contact de signal d'usure exclu
<b>Number of Holes</b>	Nombre de trous	<b>x</b>	Nombre de connexions
<b>Observe dimensions</b>	Respecter les dimensions	<b>Yes</b>	Oui
<b>Permissible up to vehicle capacity [kW]</b>	Autorisé jusqu'à la puissance du véhicule [kW]	<b>Ø</b>	Diamètre [mm] Diamètre extérieur du tambour de frein [mm] Diamètre intérieur [mm] Diamètre extérieur [mm] Diamètre intérieur du tambour de frein [mm]
<b>Piston Diameter [mm]</b>	Diamètre du piston [mm]	<b>→</b>	Année à partir de Numéro de châssis (VIN) à partir de
<b>red</b>	rouge	<b>→</b>	Année jusqu'à Numéro de châssis (VIN) à
<b>replacement part</b>	Pièce de rechange	<b>→Orga</b>	pour numéro OPR jusqu'à
<b>Rim Size [inch]</b>	Dimension de la jante [pouces]		
<b>- RLG</b>	sans roulement de roue		
<b>Slovakia</b>	République slovaque		
<b>Spain</b>	Espagne		
<b>Support plate diameter [mm]</b>	Diamètre réception [mm]		
<b>Surface</b>	Surface		
<b>Thailand</b>	Thaïlande		
<b>Thickness [mm]</b>	Épaisseur [mm]		

# Technical translations

Technische Übersetzungen - Traducciones tecnicas - Traductions techniques - Traduzioni tecniche

IT		IT	
	Cilindro maestro del freno	17"	17"
	Flessibile del freno	18"	18"
	Cavo comando, Freno stazionamento	19"	19"
	Pinza freno	- ABS	per veicoli senza ABS
	Tamburo freno	- ABS Ring	senza anello sensore ABS
	Kit pastiglie freno, Freno a disco	ADV	Sistema frenante, Advics
	Discofreno	Article number of recommended accessories	N° articolo accessorio consigliato
	Sensore velocità ruote	B	rivestito
	Assale posteriore Sx	Bolt Hole Circle Ø [mm]	Cerchio foro-Ø [mm]
	Assale posteriore Dx	Bore Diameter [mm]	Diametro foro [mm]
	posteriore Sx	BOS	Sistema frenante, Bosch
	Assale anteriore Sx	Brake Caliper (1 piston)	Pinza freno (1 pistoni)
	Assale anteriore Dx	Brake Caliper Colour	Colore pinza freno
/	Misura max. scorrimento tamburo freno [mm]	Brake Disc Thickness [mm]	Spessore disco freno [mm]
+ eFSB	per veicoli con freno stazionamento elettrico	Brake Size	Misura freno
+ EMot	con motore elettrico	BRE	Sistema frenante, Brembo
+ ESP	per veicoli con ESP	Cast Aluminium	Alluminio pressofuso
+ FSB	Pinza freno con freno-stazionamento integrato	Centering Diameter [mm]	Diametro centraggio [mm]
+PR	per N° PR	Czech Republic	Repubblica ceca
+ WE	Predisposto per contatto segnalazione usura	Disc Brake	Freno a disco
+ WK	con segnalatore acustico usura	- ESP	per veicoli senza ESP
+ Zub	con accessori	Exchange Part	Ricambio di rotazione
16.0	16,0	Flange Hole Diameter [mm]	Diametro foro flangia [mm]
17.0	17,0	for brake disc diameter [mm]	per diametro disco freno [mm]

# Technical translations

Technische Übersetzungen - Traducciones tecnicas - Traductions techniques - Traduzioni tecniche

IT		IT	
<b>for left-hand drive vehicles</b>	per veicolo con guida a Sx	<b>Inner Diameter 2 [mm]</b>	Diametro interno 2 [mm]
<b>for model code</b>	per la serie di modelli	<b>Internal Thread 1 [mm]</b>	Filettatura interna 1 [mm]
<b>for tyre size</b>	per dimensioni pneumatici	<b>L=</b>	Lunghezza [mm]
<b>for vehicles with Active City Stop</b>	per veicoli con Active City Stop	<b>L1=</b>	Lunghezza 1 [mm]
		<b>L2=</b>	Lunghezza 2 [mm]
<b>for vehicles with bad road version</b>	per veicoli con sospensioni off-road	<b>MAN</b>	Sistema frenante, Mando
		<b>Manual Transmission</b>	Cambio manuale
<b>for vehicles with disc brakes on the rear axle</b>	per veicoli con freni a disco ad assale posteriore	<b>Minimum thickness [mm]</b>	Spessore min. [mm]
		<b>not for brake caliper colour</b>	non per colore pinza freno
<b>for vehicles without Active City Stop</b>	per veicoli senza Active City Stop	<b>not for vehicles with reinforced brakes</b>	Non per veicoli con freno rinforzato
		<b>Number of Holes</b>	N° fori
<b>for vehicles without park assist (parallel parking)</b>	per veicoli senza sistema assistenza parcheggio	<b>Observe dimensions</b>	Osservare le misure
		<b>Permissible up to vehicle capacity [kW]</b>	Consentito fino a potenza veicolo [kW]
<b>for vehicles without sports brake system</b>	per veicoli senza impianti frenante sportivo	<b>Piston Diameter [mm]</b>	Diametro pistone [mm]
		<b>red</b>	rosso
<b>for vehicles without sports package</b>	per veicoli senza pacchetto sportivo	<b>replacement part</b>	Ricambio di rotazione
		<b>Rim Size [inch]</b>	Misura cerchione [pollici]
<b>for vehicles without start-stop function</b>	per veicoli senza funzione di start-stop	<b>- RLG</b>	senza cuscinetto ruota
		<b>Slovakia</b>	Repubblica slovacca
<b>Height [mm]</b>	Altezza [mm]	<b>Spain</b>	Spagna
<b>Height 1 [mm]</b>	Altezza 1 [mm]	<b>Support plate diameter [mm]</b>	Diametro sede [mm]
<b>Height 2 [mm]</b>	Altezza 2 [mm]		
<b>Hungary</b>	Ungheria	<b>Surface</b>	Superficie
<b>Inner Brake Drum Height [mm]</b>	Altezza interna tamb. freno [mm]	<b>Thailand</b>	Tailandia
		<b>Thickness [mm]</b>	Spessore [mm]

# Technical translations

Technische Übersetzungen - Traducciones tecnicas - Traductions techniques - Traduzioni tecniche

IT	
<b>Total Br. Drum Height [mm]</b>	Altezza compl. tamb. freno [mm]
<b>TRW</b>	Sistema frenante, Lucas / TRW
<b>Vehicle Production Country</b>	Paese produzione veicolo
<b>Width [mm]</b>	Larghezza [mm]
<b>with anti-squeak plate</b>	con lamierino anticigolio
<b>with brake caliper screws</b>	con bulloni pinza freno
<b>without banjo bolt</b>	senza vite cava
<b>without brake fluid reservoir</b>	senza serbatoio liquido freni
<b>without cable</b>	senza cavo
<b>- WK</b>	senza contatto segnalazione usura
<b>x</b>	N° raccordi
<b>Yes</b>	Sì
<b>∅</b>	Diametro [mm] Diametro tamburo del freno esterno [mm] Diametro interno [mm] Diametro esterno [mm] Diametro tamburo del freno interno [mm]
<b>→</b>	Anno da N° telaio (VIN) da
<b>→</b>	Anno fino a N° telaio (VIN) fino a
<b>→Orga</b>	per numero organizzazione fino a



**Continental Aftermarket &  
Services GmbH**

Sodener Straße 9  
D-65824 Schwalbach  
Tel. +49 (0) 6196 87 0  
[www.ate.de](http://www.ate.de)

**Continental Automotive Trading  
Italia S.r.l.**

Via Matteotti, 62  
I-20092 Cinisello Balsamo (MI)  
Tel. +39 02 35680 1  
[www.ate-freni.it](http://www.ate-freni.it)

**Continental Automotive Trading  
France**

6 rue Jean Moulin  
F-78120 Rambouillet  
[www.ate-freinage.fr](http://www.ate-freinage.fr)

**Continental Automotive Spain, S.A.**

C/ Sepúlveda, 11  
E-28108 Alcobendas (Madrid)  
Phone+34 91 657 21 21  
[www.frenos-ate.es](http://www.frenos-ate.es)

